

# PROCESS PUMPS

FOR OIL & GAS, PETROCHEMICAL  
AND POWER GENERATION



SETTING  
INNOVATIVE  
STANDARDS

# PROCESS PUMPS FOR OIL & GAS, PETRO-CHEMICAL AND POWER GENERATION



M PUMPS benefit from 40-year experience in designing and manufacturing process pumps.

M PUMPS process application department can provide proposals as well as design and manufacturing of process centrifugal and other rotary pumps, meeting and exceeding the most stringent and demanding international standards and customers' specific requests.

- **M PUMPS Process application Department set up:**
- **Experienced, skilled multilingual application engineers**
- **Technical department with advanced CAD software and FEM Analysis**
- **Internal R&D for custom-made pumps requirements**
- **Assembly department with dedicated team and supervision**
- **Europe's largest and most fully equipped centrifugal pump testing area**
- **Experienced engineering team for contractual technical documentation and witnessing**
- **Post sales assistance with worldwide service (via branch offices or trained partners) and 24-hour spare parts delivery**

OH3 API 610 process pumps tested according to ISO 9614-2 . Test facility prepared with soundproofing walls.

All pumps manufactured by M Pumps are designed in full accordance with existing international standard.

- ISO 9001/2008 certification ensures compliance with highest quality standards.
- ISO 14001-2004 certification proves M Pumps absolute care for the environment.

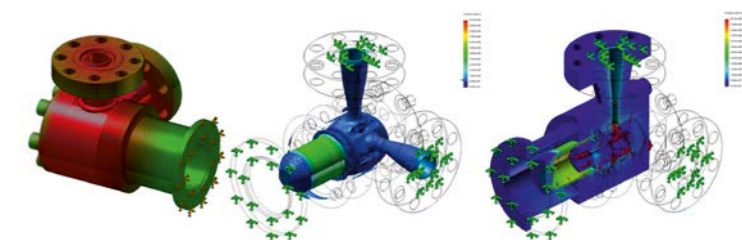


OH2 API 685 CENTRIFUGAL PUMP ASSEMBLY PHASE  
TRAINED WORKMEN FOLLOW DETAILED INSTRUCTION



CMM MACHINE QUALITY CONTROL ACTIVITY  
PRIOR TO MACHINING COMPLETION.

EACH PROCESS PUMP UNDERGOES DETAILED  
QUALITY CONTROL PLAN OF EVERY COMPONENT.



FULL FEM ANALYSIS  
(STRESS, STRAIN, DISPLACEMENT, HEAT TRANSFER  
AND TEMPERATURE PROFILE) OF HIGH SYSTEM  
PRESSURE/TEMPERATURE PUMP (1050 BAR - 280°C)

# MAGNETIC DRIVE PUMPS

M PUMPS OFFERS THE MOST ADVANCED REAR CONTAINMENT SHELL ON THE MARKET.

A magnetic drive pump uses a magnetic field to create the rotation of the impeller (or any other device utilized to displace fluid). The external magnet is mounted on the motor shaft. The liquid end consists of pump impeller (or any other device used to displace fluids) and an internal magnet mounted onto the driven shaft which is supported by bushing assembly and HERMETICALLY sealed by containment shell. Without the need of a mechanical seal.

The external magnet begins to rotate when the motor is started. The rotating magnetic field effects the inner magnet which begins to rotate the impeller as the same speed of the external magnet to displace the fluid.

## MAGNETIC DRIVE PUMPS OFFER A SERIES OF SUPERIOR ADVANTAGES OVER MECHANICAL SEAL PUMPS:

- Pump is sealless guaranteeing operational safety for operators and environment, most of all in case of critical, hazardous, corrosive or expensive chemicals pumping.
- Without mechanical seal, both initial costs of the same and cumbersome auxiliary API flushed plans are avoided.
- For the same reason, pump selection, operation and maintenance are much simpler and less expensive than mechanical seal.
- Ability to handle high gas content fluids in which most mechanical seals would fail due to poor lubrication and cooling.

Are you concerned about energy costs, maintenance costs (Spare parts and downtime), leakages of dangerous/expansive chemicals, frequent seal failure and complex sealing system? M Pumps has the solution to address your concerns with its advanced sealless pump technology.

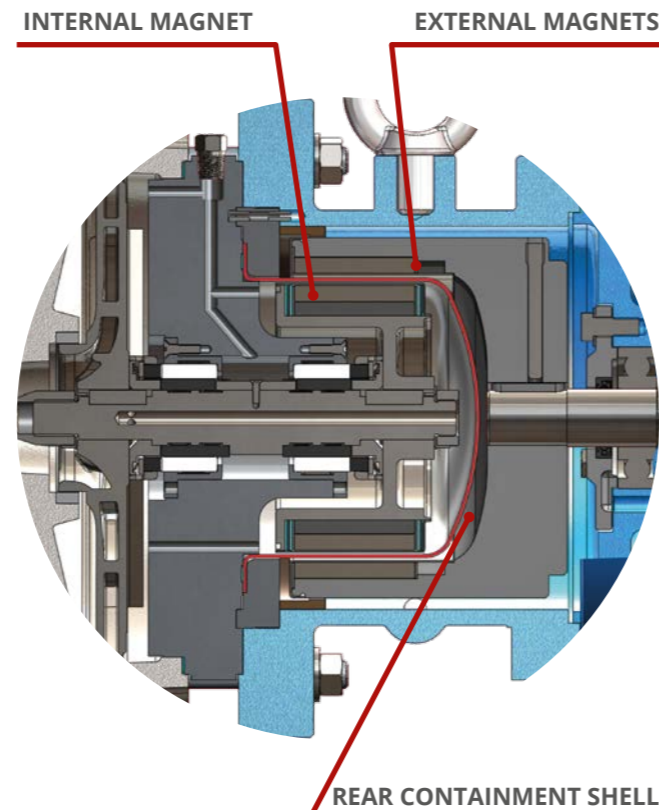
With its superior technology applied on the HYBRID containment shell which generates negligible Eddy current loss, M Pumps is now able to directly replace double mechanical seal pumps and canned motor pumps using standard motors. It is now possible to upgrade your conventional pumps into M Pumps most advanced and environmental friendly sealless pumps.

There are NO MORE technical reasons to choose a mechanical seal pumps Vs a M PUMPS magnetic sealless pump.

## M PUMPS HAS SOLVED ALL THESE ISSUES WITH THE HYBRID CONTAINMENT SHELL (SEE PAGE 9)

The Hybrid Rear Shell offers several advantages:

- Vs other magnetic drive manufacturers, much lower power absorption.
- Consequently the power consumption is much lower, offering very competitive Total Cost of Ownership.
- Almost negligible heat generation, with easy handling of: low boiling chemicals/cooling agents.
- 50 bar g design pressure and -90°C/+200°C design temperature.
- On demand: Reliable, immediate temperature reading (temperature sensor is located at the source of the magnetic field, providing accurate reading and timely response, avoiding pump failure).



# HYBRID REAR CONTAINMENT SHELL



The patented hybrid technology containment shell combines the reliability of a standard inner metallic shell (High Pressure and High Temperature) with the strength of Carbon Fibre outer shell to achieve an energy efficient (Reduction in magnetic loss and cost of ownership) and environmental friendly (Hermetically sealed) solution.

Thanks to our 40 years of experience in magnetic drive technology, M Pumps is able to supply innovative and unique rear containment shell on magnetic drive pumps to enhance the competitiveness and operational efficiency in today's process industry. As technology advances, the need for high pressure, high temperature and energy efficient become the top priorities among pump users.

Staying ahead of these priorities required M Pumps to adopt a forward thinking and proactive approach to pump design.


## AVAILABLE ON ALL M PUMPS PROCESS PUMPS

Based on this Philosophy, M Pumps has created an advanced High pressure, High Temperature and Energy efficient Rear Containment Shell to eliminate the various concerns on the use of magnetic driven pumps in the process industry.

M PUMPS Hybrid Technology is the most advanced and attractive ENERGY SAVING solution available now in the market. Innovative and unique M Pumps solution offering:

## MAIN ADVANTAGES

- Impressive reduction in Magnetic losses
- High Pressure design: vacuum to 50 bar g
- High Temperature design: -90°C to 200°C
- Motor power installation up to 1000 kW



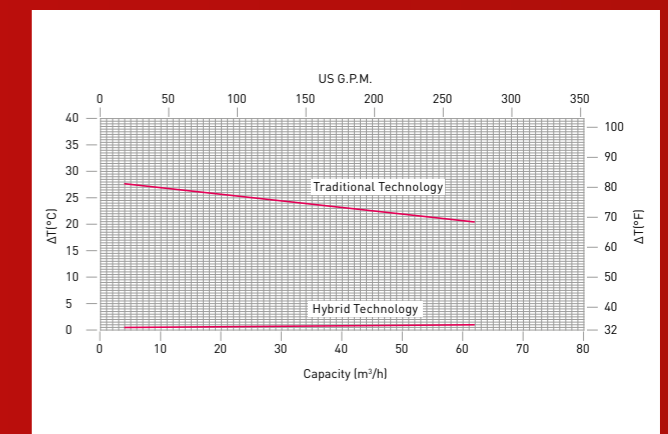
## MAG LOSSES AND HEAT REDUCTION

Hybrid shell containment comparison (*)					
	MATERIAL	DES PRESS (bar)	DESIGN TEMP °C	MAG-LOSSES (kW)	NOTES
HYBRID M PUMPS	HASTELLOY C / CARBON FIBER	50	-90/+200°C	0,78	EXTREMELY RELIABLE/SUITABLE FOR TEMP. PROBE/GREAT PRICE ADVANTAGE
	ZIRCONIUM OXYDE	16	-190/+350°C	/	HIGH COST AND MUCH LOWER PRESSURE
COMPETITORS	METAL ZIRCONIUM OXYDE	16	-190/+350°C	1,5	HIGH COST, MUCH LOWER PRESSURE AND HIGHER MAG LOSS COMPARED TO M PUMPS
	COMPOSITE PEEK	16(≤ 20°C)	-40/+120°C	/	HIGH COST AND PRESSURE AND TEMPERATURE LIMITATION
	PTFE - CARBON FIBER	16	-20/+200°C	/	PRESSURE LIMITS AND OVERSIZING OF MAGNET (DE-COUPLING RISK)
	BOROSILICATE GLASS	10	-40/+180°C	/	PRESSURE LIMITS, VERY FRAGILE AND HIGH COST (OVERSIZED MAGNET)

(\*) Comparison with installed motor 18,5 kW, 2 poles, 50 Hz.

Comparison between M PUMPS and other rear shell solutions available now on the market.

## MINIMIZED TEMPERATURE RISING ON REAR CASING REGION



Hybrid technology reduces greatly heat generation in the rear casing region. This benefit is particularly important when pumping low boiling liquids.

# MAGNETIC DRIVE PUMPS

V IN LINE	8
V MODULAR	9
GS MAG-M	10
T MAG-M	11
CT MAG-M	12
CT MAG-MS	13
SC MAG-M	14
CN MAG-M ISO 2858	15
CN MAG-M ANSI	16
CN MAG-M API	17
CPE MAG-M	18
CN MAG-MV API 685	19
CL MAG-M ISO 2858	20
CL MAG-M ANSI	21
CNV MAG-M	22
CV MAG-P STD	23
CN MAG-MS API 685	24
WN MAG-M API 685	25
WN MAG-MS API 685	26

# CONTENTS

# V IN LINE

Sealless sliding vane pump with permanent magnet drive system

## OPERATING DATA

- Q (m<sup>3</sup>/h): 3
- Press. Syst (bar): 25/150
- T (C°): 200

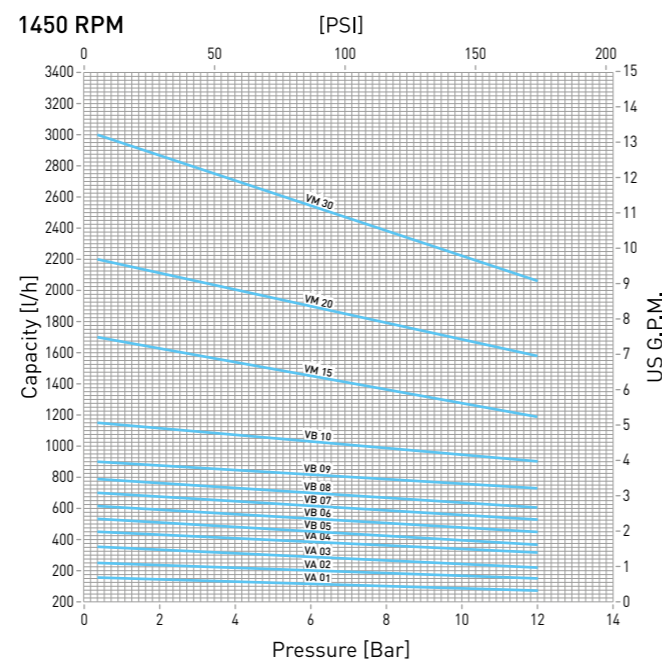
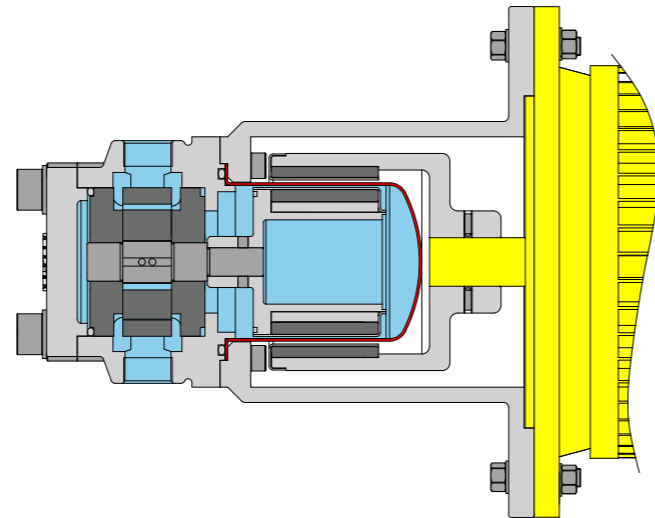

## DESIGN FEATURES

Suitable for a variety of applications, including reverse osmosis systems, cooling circulation and sampling application in refinery.

The sealing system with O-Rings prevents product from leaking in the atmosphere

## MATERIALS

- ANSI 316 (basic version)
- Duplex or Super Duplex
- Hastelloy C<sup>®</sup> 276
- Incoloy<sup>®</sup> 825
- Titanium et
- Other alloys based on NORSOK/NACE requirements



# V MODULAR

Sealless sliding vane multistage modular pump with permanent magnet drive system

## OPERATING DATA

- Q (m<sup>3</sup>/h): 2
- Press. Syst (bar): 50/150
- T (C°): 200

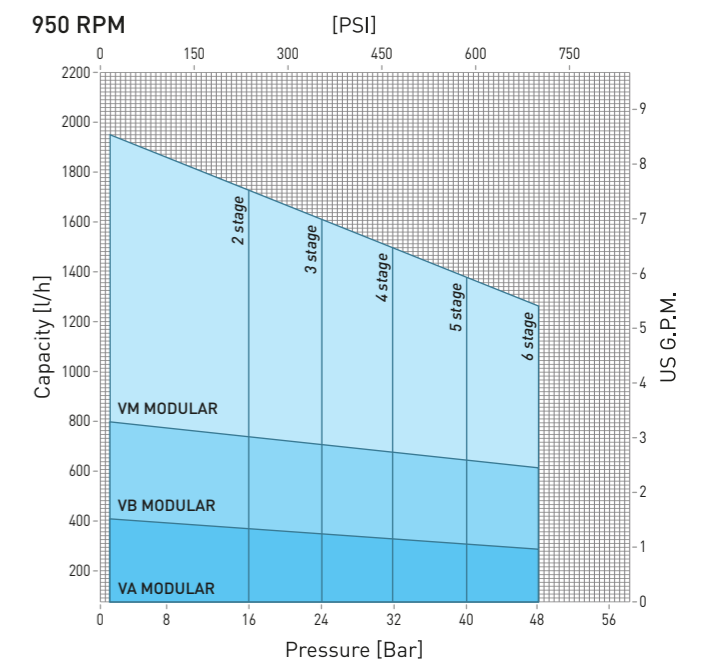
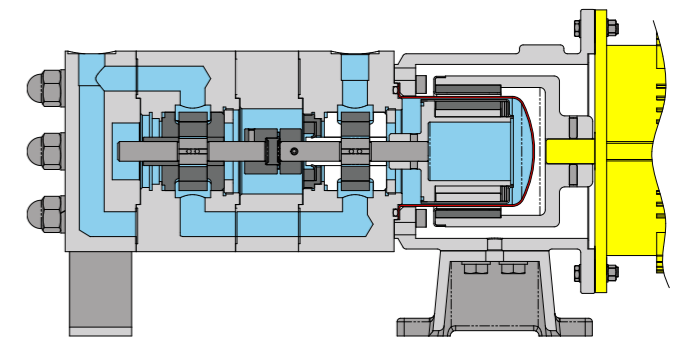

## DESIGN FEATURES

Close-coupled configuration allows conventional drivers to be mounted directly to pump frame.

No base, coupling or guards are required for this mounting.

## MATERIALS

- ANSI 316 (basic version)
- Duplex or Super Duplex
- Hastelloy C<sup>®</sup> 276
- Incoloy<sup>®</sup> 825
- Titanium et
- Other alloys based on NORSOK/NACE requirements



# GS MAG-M

Sealless mag drive chemical gear pumps

## OPERATING DATA

• Q (m <sup>3</sup> /h):	80
• Press. Syst (bar):	30
• T (C°):	200

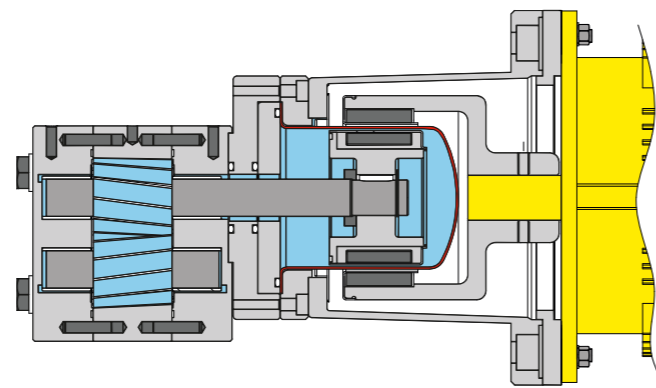

## DESIGN FEATURES

Rotors are achieved from rolled bar forging that is cut, turned and ground into its final shape as opposed to using cast parts, thus ensuring maximum hardness.

High power synchronous magnetic coupling

## MATERIALS

- ANSI 316 (basic version)
- Duplex or Super Duplex
- Hastelloy C<sup>®</sup> 276
- Incoloy<sup>®</sup> 825
- Titanium et
- Other alloys based on NORSOK/NACE requirements



# T MAG-M

Horizontal, sealless peripheral pump with permanent magnet drive system, no mechanical seal

## OPERATING DATA

• Q (m <sup>3</sup> /h):	9
• H (m):	90
• Press. Syst (bar):	25
• T (C°):	350

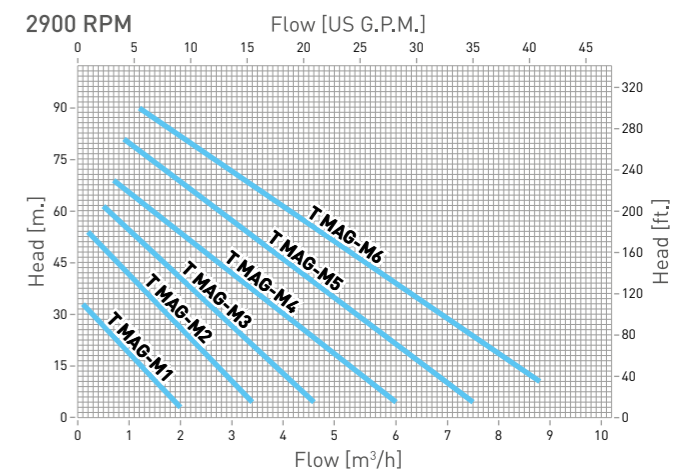
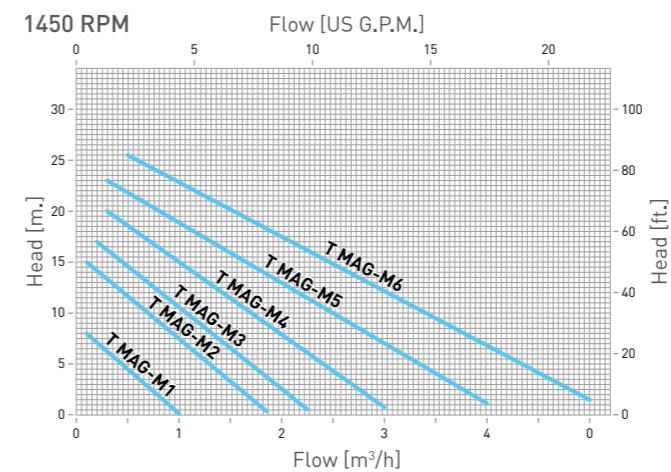
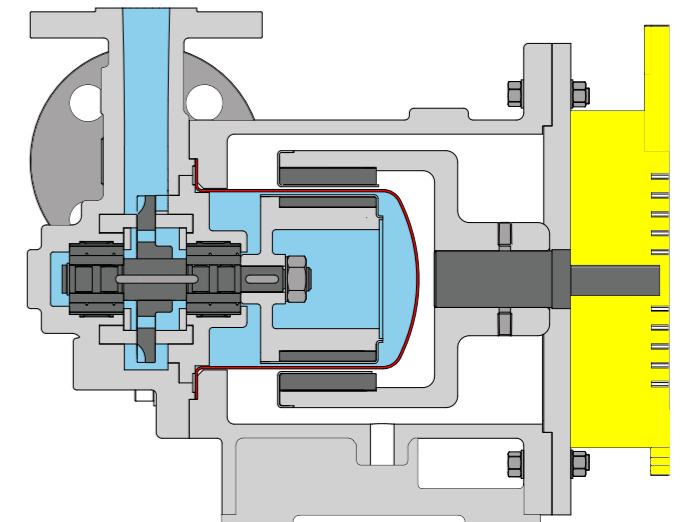

## DESIGN FEATURES

Particular design of the hydraulic, with self balancing impeller to improve the the wear ring life.

Low flow and high heads are the main characteristics of this pump design.

## MATERIALS

- ANSI 316 (basic version)
- Duplex or Super Duplex
- Hastelloy C<sup>®</sup> 276
- Incoloy<sup>®</sup> 825
- Titanium et
- Other alloys based on NORSOK/NACE requirements



# CT MAG-M

Horizontal, sealless low NPSHr peripheral pump with permanent magnet drive system

## OPERATING DATA

• Q (m <sup>3</sup> /h):	25
• H (m):	310
• Press. Syst (bar):	25
• T (C°):	350

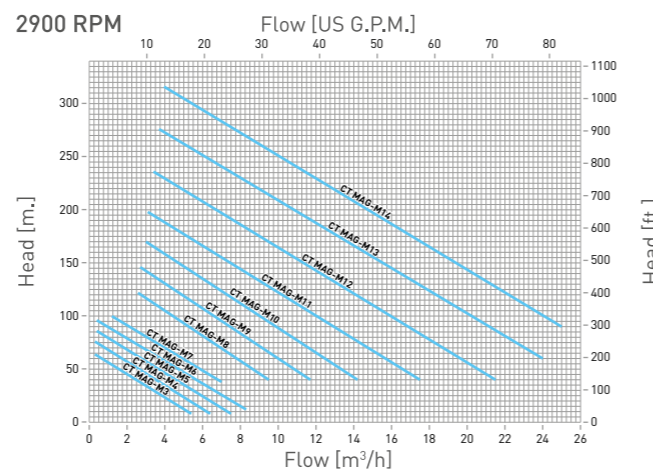
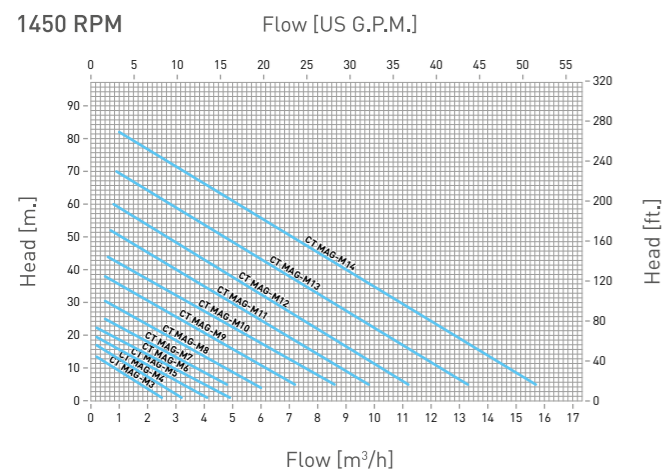
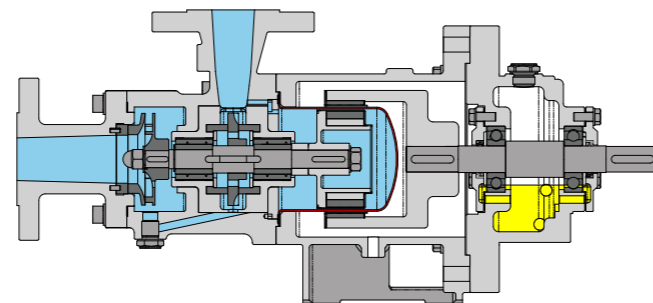
## DESIGN FEATURES

Low NPSH pumps (0,5 m) are the perfect design for the refrigeration market.

The separation of liquid chamber/atmosphere by means of an isolation shell is the best solution to pump aggressive, explosive and toxic liquids, hydrocarbons, heat transfer liquids and liquids difficult to seal.

## MATERIALS

- ANSI 316 (basic version)
- Duplex or Super Duplex
- Hastelloy C<sup>®</sup> 276
- Incoloy<sup>®</sup> 825
- Titanium et
- Other alloys based on NORSOK/NACE requirements



# CT MAG-MS

Horizontal peripheral pump multistage low NPSH

## OPERATING DATA

• Q (m <sup>3</sup> /h):	24
• H (m):	1000
• Press. Syst (bar):	50
• T (C°):	350

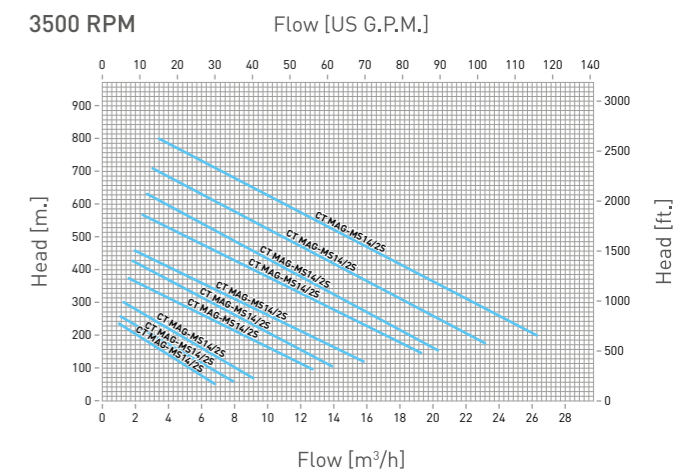
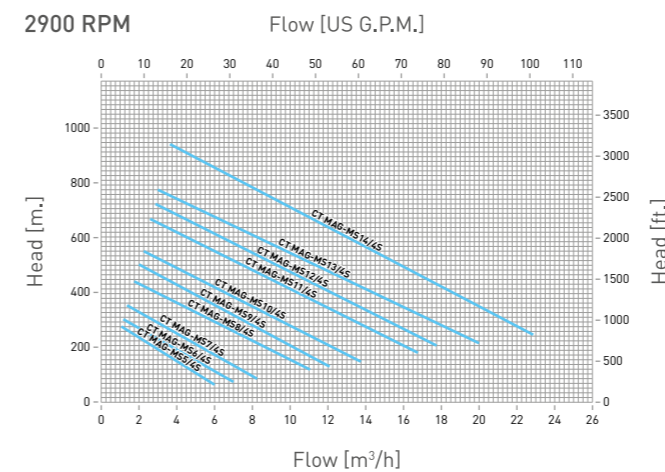
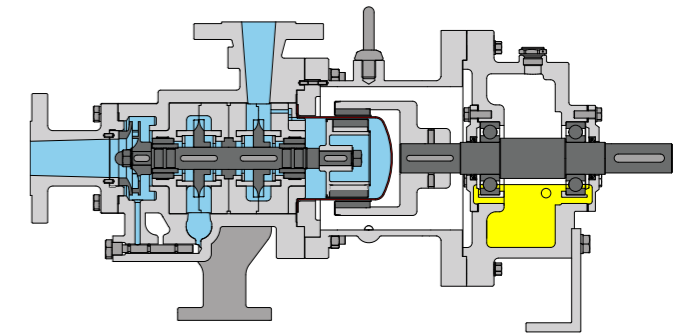
## DESIGN FEATURES

Particular design of the hydraulic, with self balancing impeller to improve the wear ring life.

The range includes the construction with two and four stages, with or without centrifugal inducer to minimize the required NPSH up to 0,6 m, to allows the pumping of condensed and generally all low available NPSH installations.

## MATERIALS

- ANSI 316 (basic version)
- Duplex or Super Duplex
- Hastelloy C<sup>®</sup> 276
- Incoloy<sup>®</sup> 825
- Titanium et
- Other alloys based on NORSOK/NACE requirements



# SC MAG-M

Side channel pump

Regenerative side channel Multistage Metallic Mag-Drive pumps

## OPERATING DATA

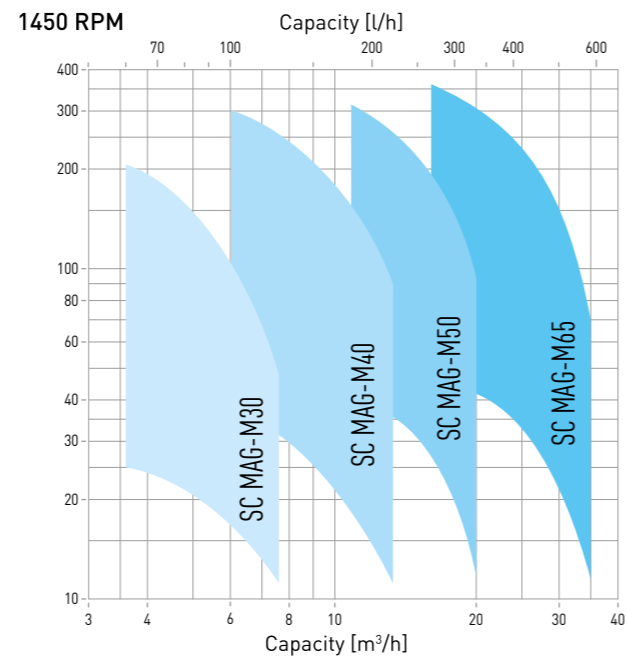
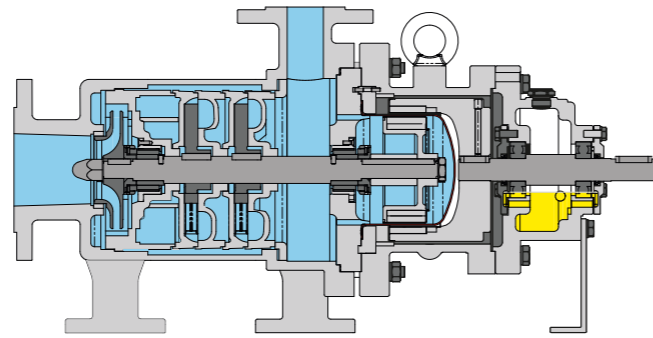
• Q (m <sup>3</sup> /h):	35
• H (m):	360
• Press. Syst (bar):	50
• T (C°):	250

## DESIGN FEATURES

SC MAG-M pump series are heavy duty side channel pumps, designed specifically for clean chemical process, low boiling and highly volatile, explosive and dangerous liquids.

## MATERIALS

- ANSI 316 (basic version)
- Duplex or Super Duplex
- Hastelloy C<sup>®</sup> 276
- Incoloy<sup>®</sup> 825
- Titanium et
- Other alloys based on NORSOK/NACE requirements



# CN MAG-M ISO 2858

Heavy duty horizontal, sealless centrifugal pump with permanent magnet drive system no mechanical seal ISO 2858 - DIN 24256

## OPERATING DATA

• Q (m <sup>3</sup> /h):	4000
• H (m):	220
• Press. Syst (bar):	150
• T (C°):	450

## DESIGN FEATURES

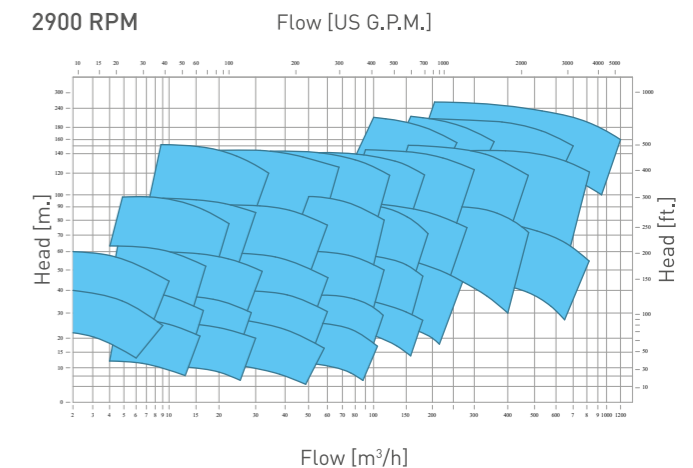
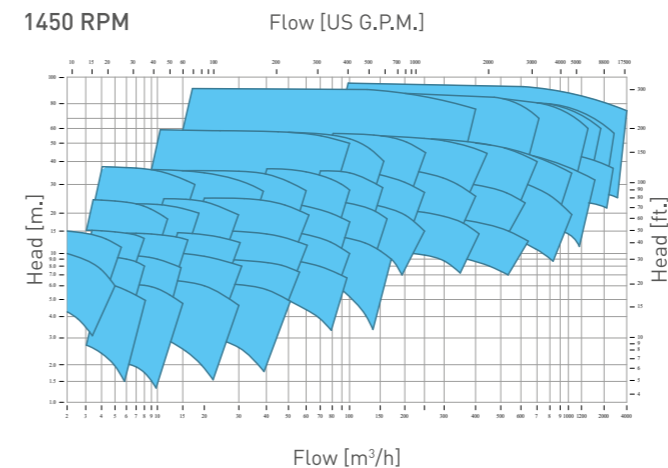
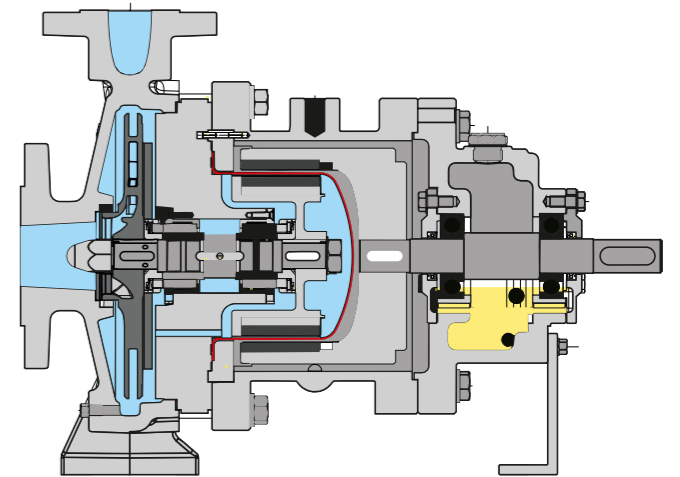
with closed impellers, back-pull-out design, with end suction and top discharge flange.

Sturdy legs are provide as standard for foot mounting on the base plate.

Capacity and outer dimension, according to DIN 24256/ISO 2858 Zero leakage (100% leak free)

## MATERIALS

- ANSI 316 (basic version)
- Duplex or Super Duplex
- Hastelloy C<sup>®</sup> 276
- Incoloy<sup>®</sup> 825
- Titanium et
- Other alloys based on NORSOK/NACE requirements





# CN MAG-M ANSI

Heavy duty horizontal, sealless centrifugal pump with permanent magnet drive system

## OPERATING DATA

• Q (m <sup>3</sup> /h):	4000
• H (m):	155
• Press. Syst (bar):	50
• T (C°):	350

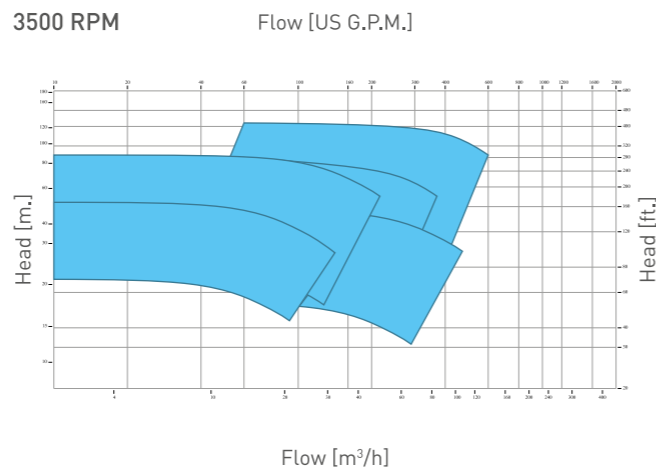
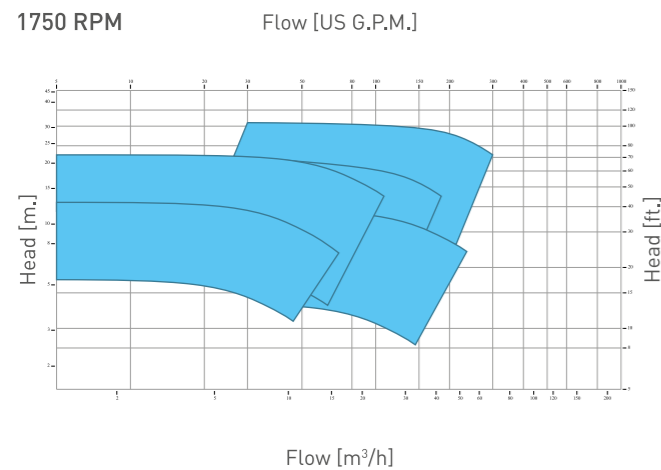
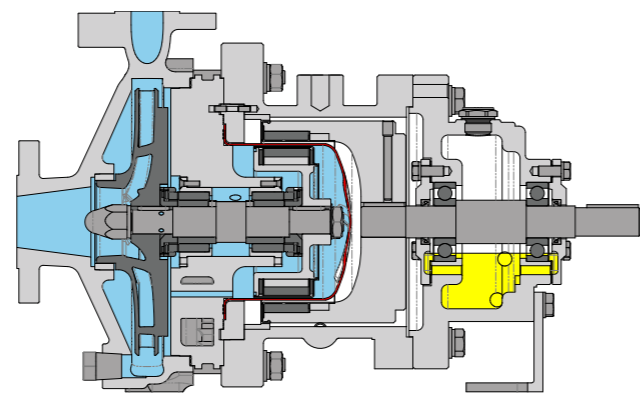
## DESIGN FEATURES

Zero leakage (100% leak free) Ensure a clean and safe operating environment, highly efficient  
No mechanical seals or packed glands

No external flushing systems

## MATERIALS

- ANSI 316 (basic version)
- Duplex or Super Duplex
- Hastelloy C<sup>®</sup> 276
- Incoloy<sup>®</sup> 825
- Titanium et
- Other alloys based on NORSOK/NACE requirements



# CN MAG-M API 685

Horizontal, single stage, radially split centerline heavy duty OH2 to API 685 STD 2nd Ed.

## OPERATING DATA

• Q (m <sup>3</sup> /h):	4000
• H (m):	300
• Press. Syst (bar):	150
• T (C°):	400

## DESIGN FEATURES

Meeting and exceeding API STD 685 2nd Ed.

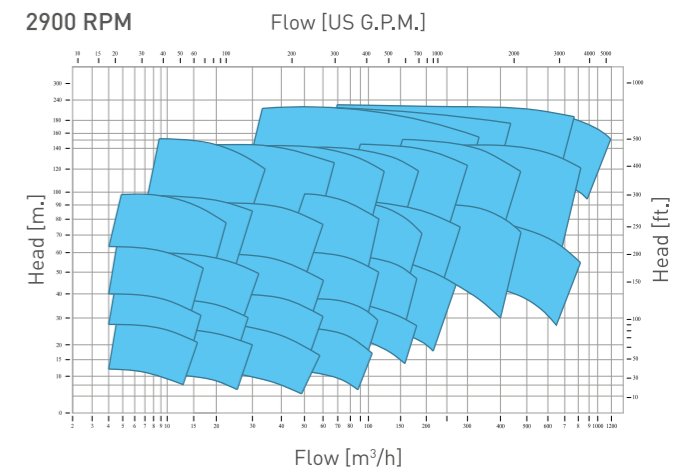
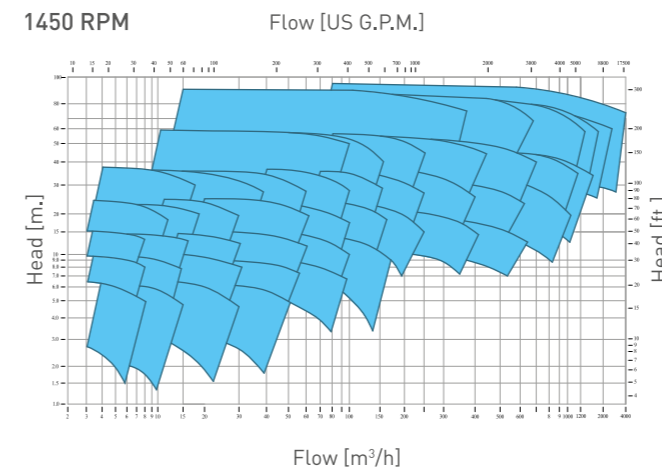
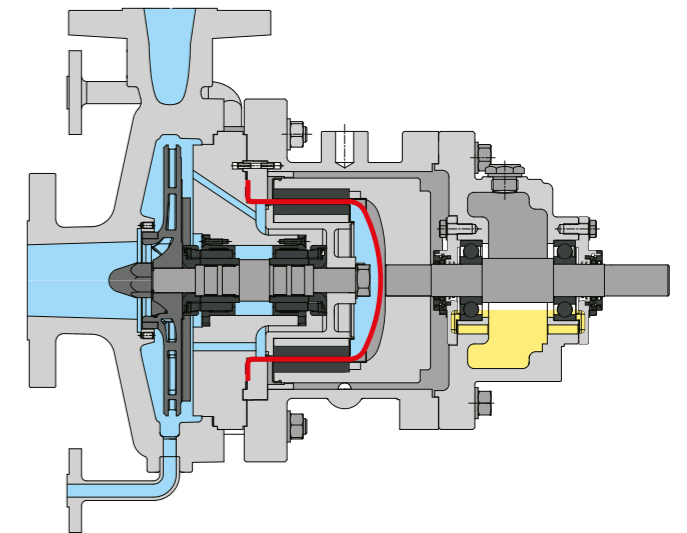

Horizontal, single-stage, radial-split, heavy-duty design OH2.

Single or double rear containment shell (in Hastelloy C<sup>®</sup>, Titanium Grade 5 or Hybrid - patented).

Secondary control/containment on demand according to API STD 685 2nd Ed.

## MATERIALS

- ANSI 316 (basic version)
- Duplex or Super Duplex
- Hastelloy C<sup>®</sup> 276
- Incoloy<sup>®</sup> 825
- Titanium et
- Other alloys based on NORSOK/NACE requirements



# CPE MAG-M

Heavy duty horizontal, sealless Magnet Drive partial emission pump, for low flow application

## OPERATING DATA

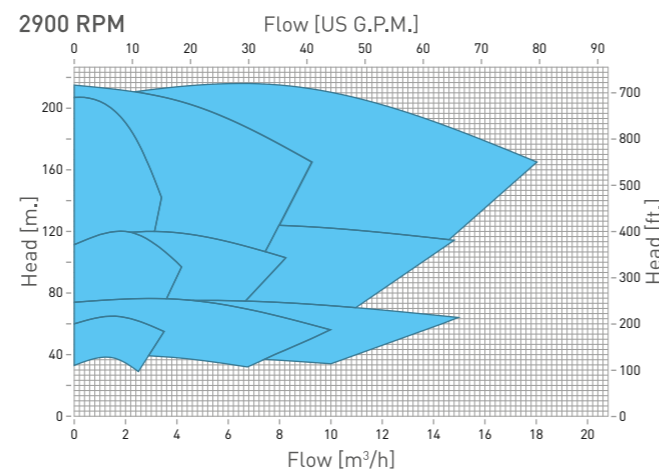
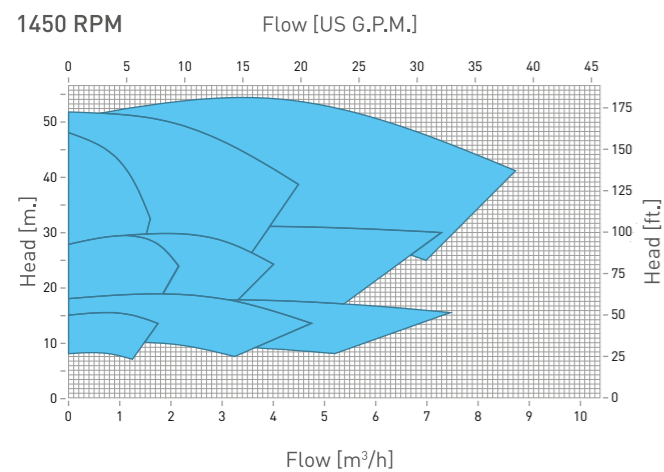
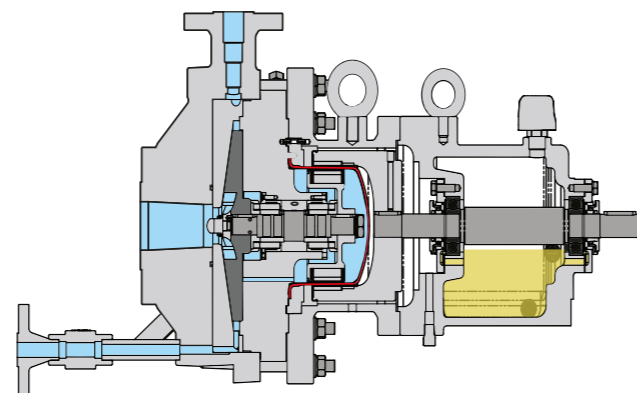

- Q (m<sup>3</sup>/h): 22
- H (m): 250
- Press. Syst (bar): 50
- T (C°): -120/350

## DESIGN FEATURES

OH2 Heavy duty mounting feet accept ISO 13709/API-610 nozzle loads and maintain

## MATERIALS

- Hastelloy C<sup>®</sup> 276
- Incoloy<sup>®</sup> 825
- Duplex
- Titanium
- Carbon Steel
- Stainless Steel



# CN MAG-MV API 685

Close-coupled, vertical, in-line, single-stage overhung heavy duty OH5 to API 685 STD 2nd Ed.

## OPERATING DATA

- Q (m<sup>3</sup>/h): 4000
- H (m): 300
- Press. Syst (bar): 150
- T (C°): 400

## DESIGN FEATURES

Meeting and exceeding API STD 685 2nd Ed.

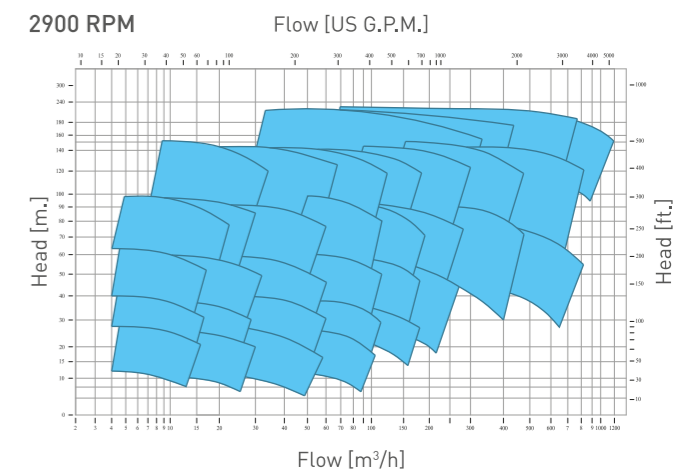
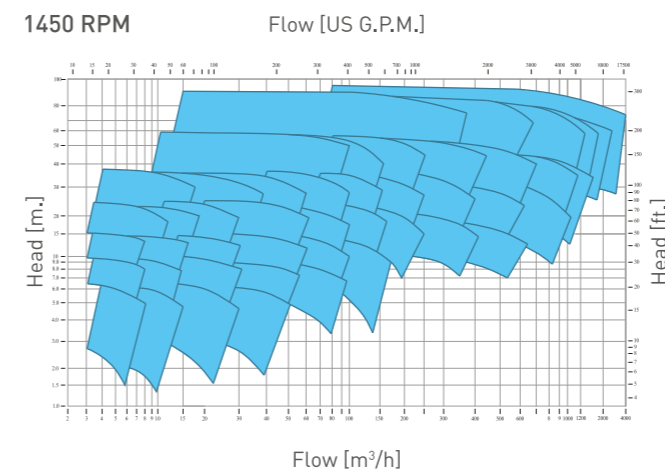
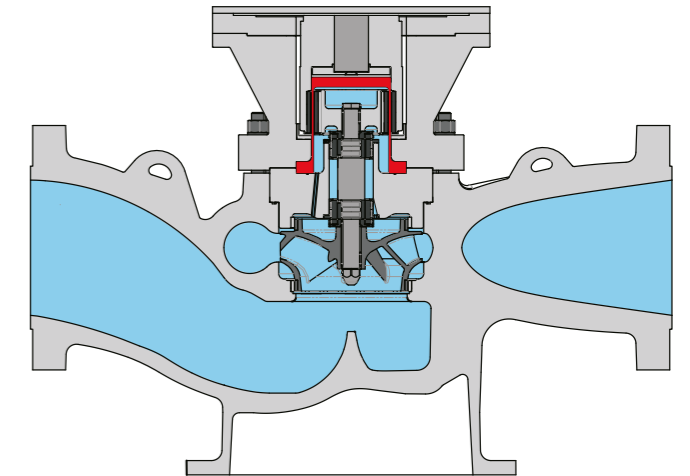
Horizontal, single-stage, radial-split, heavy-duty design OH5.

Single or double rear containment shell (in Hastelloy C<sup>®</sup>, Titanium Grade 5 or Hybrid - patented).

Secondary control/containment on demand according to API STD 685 2nd Ed.

## MATERIALS

- ANSI 316 (basic version)
- Duplex or Super Duplex
- Hastelloy C<sup>®</sup> 276
- Incoloy<sup>®</sup> 825
- Titanium et
- Other alloys based on NORSOK/NACE requirements



# CL MAG-M ISO 2858

CL MAG M Horizontal centrifugal pump single stage OH1 ISO 2858

## OPERATING DATA

- Q (m<sup>3</sup>/h): 90
- H (m): 63
- Press. Syst (bar): 20
- T (C°): 150

## DESIGN FEATURES

Ideal for pump highly corrosive.

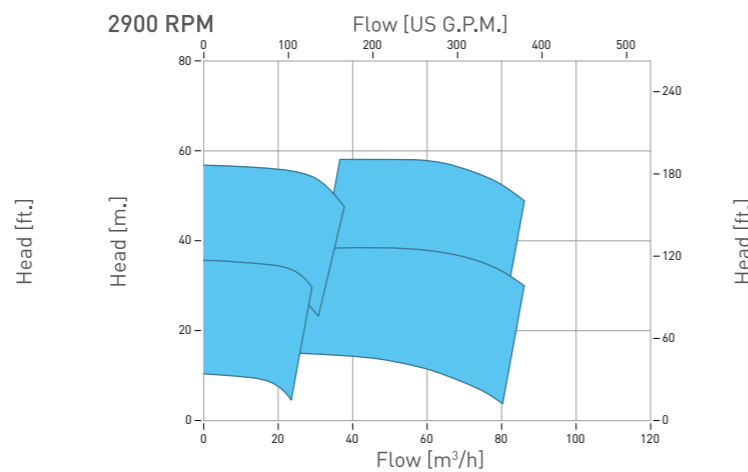
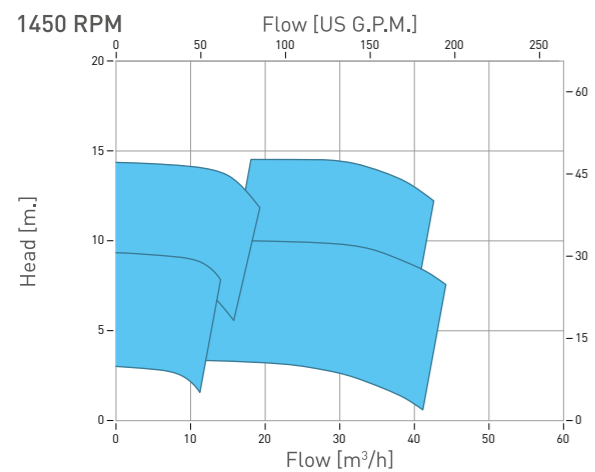
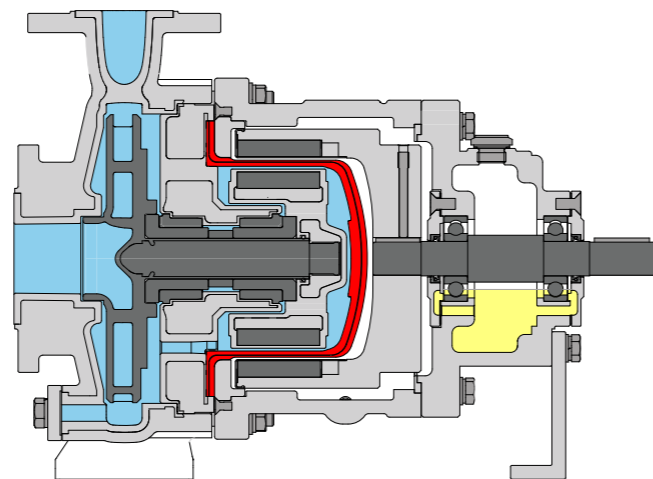
High permeation resistance

Solid handling capability

High strenght metallic lined rotating shaft with silicon carbide sleeves

## MATERIALS

- PFA
- DUCTILE IRON
- SIC
- FFKM
- PTFE



# CL MAG-M ANSI

Horizontal, sealless PFA lined centrifugal pump with permanent magnet drive system, acc. to ASME B73.3-2003

## OPERATING DATA

- Q (m<sup>3</sup>/h): 102
- H (m): 77
- Press. Syst (bar): 20
- T (C°): 300

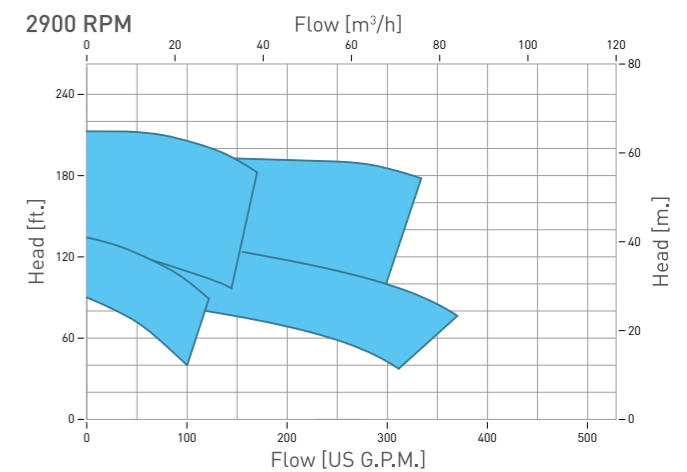
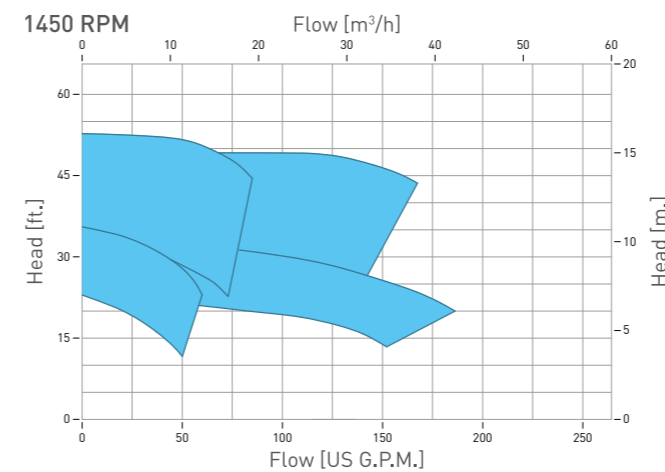
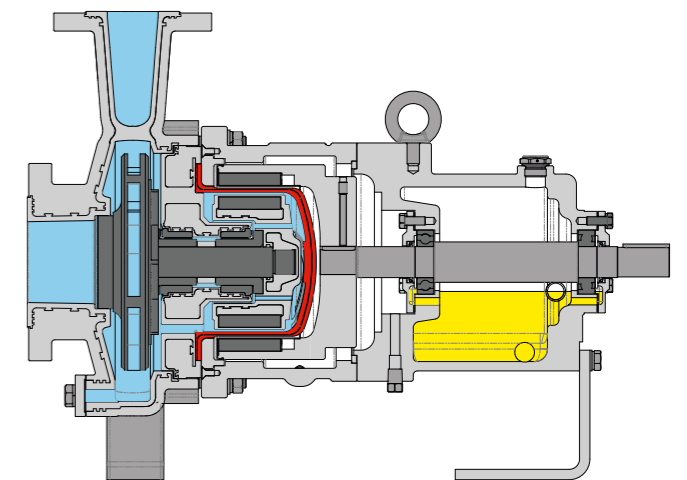
## DESIGN FEATURES

Hermetic construction is made by a thick PFA lining, transfer molding achieved, that ensure best quality and best corrosion resistance, allowing the handling of corrosive liquids.

Smart construction for the maximun reduction of wearing parts and easy/fast maintenance.

## MATERIALS

- PFA
- DUCTILE IRON
- SIC
- FFKM
- PTFE



# CNV MAG-M

Vertical, sealless centrifugal pump with permanent magnet drive system

## OPERATING DATA

- Q (mc/h): 4000
- H (m): 350
- Press. Syst (bar): 16/150
- T (C°): 200

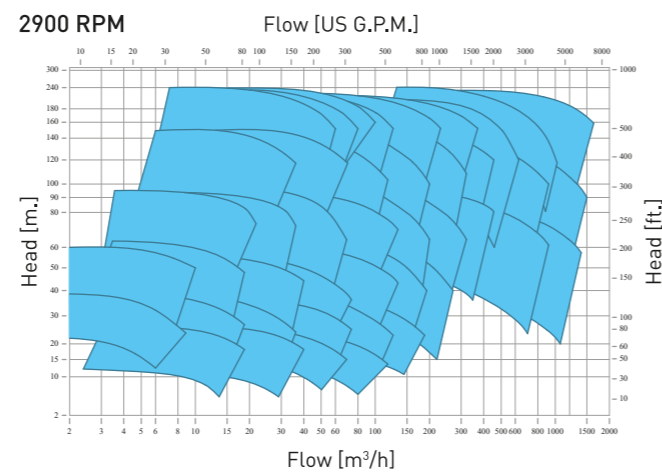
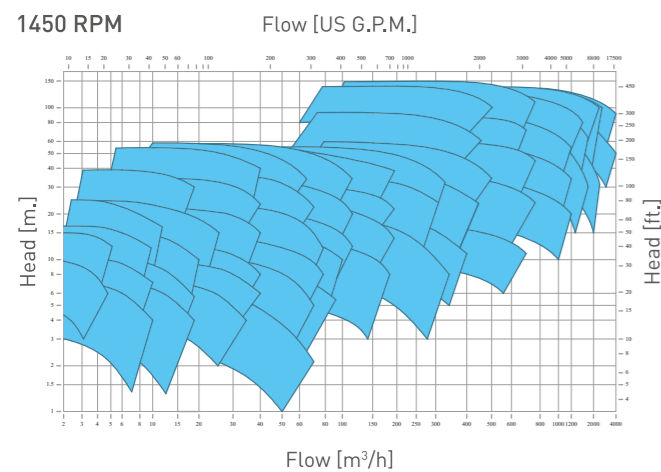

## DESIGN FEATURES

This pump is the best solution for the chemical, pharmaceutical and petrochemical industry.

Modular construction allows lengths up to 7 meters

## MATERIALS

- ANSI 316 (basic version)
- Duplex or Super Duplex
- Hastelloy C<sup>®</sup> 276
- Incoloy<sup>®</sup> 825
- Titanium et
- Other alloys based on NORSOK/NACE requirements



# CV MAG-P STD

Vertical, sealless pp and pvdf armored centrifugal pump with permanent magnet drive system.

## OPERATING DATA

- Q (mc/h): 140
- H (m): 44
- Press. Syst (bar): 5
- T (C°): 90

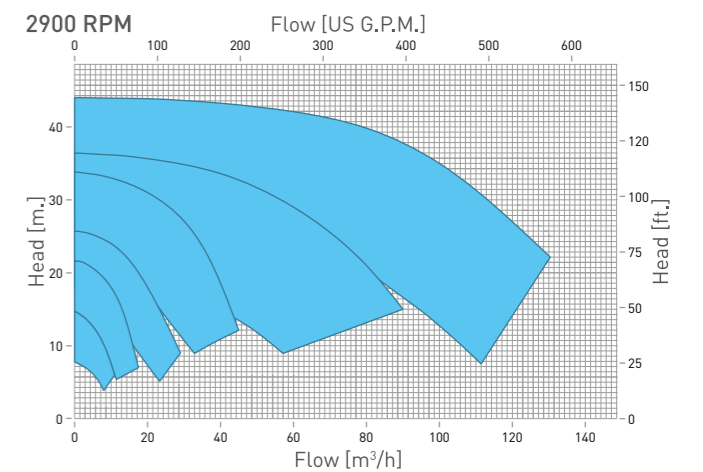
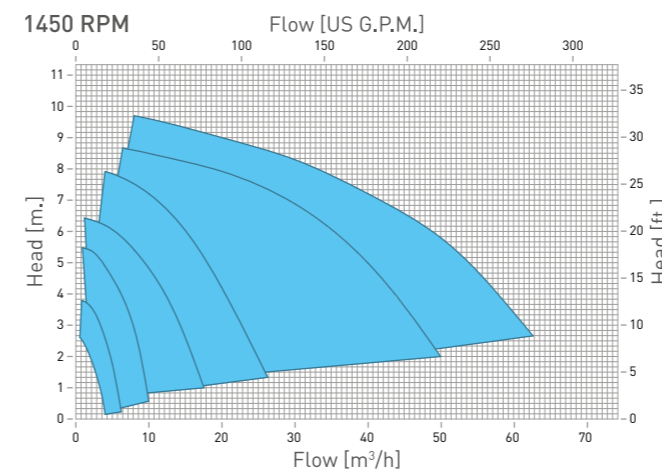
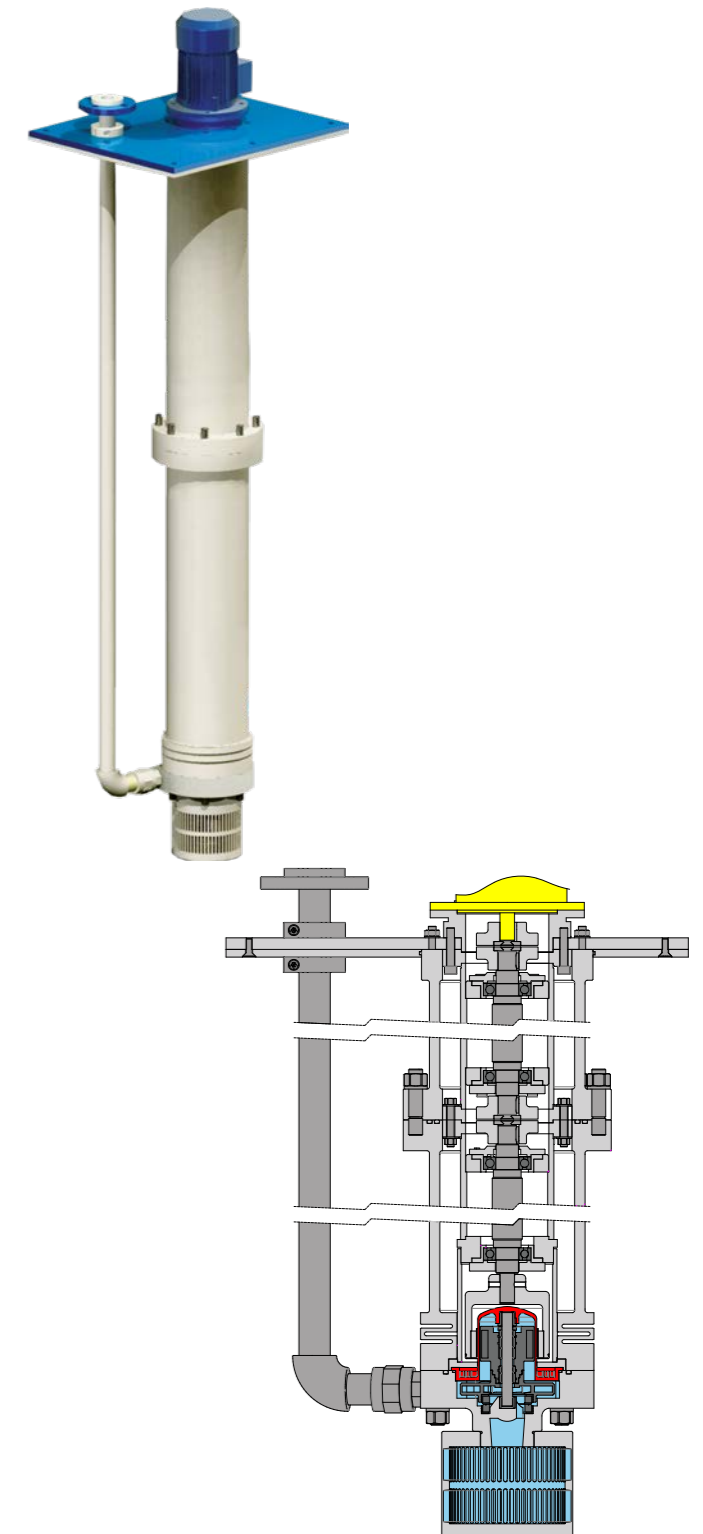
## DESIGN FEATURES

The simple construction combined with an high thickness guarantees a long life against the corrosion.

Pump casing shall be one single piece, achieved from solid bar, made of very high thickness PP and PVDF to have a good mechanical resistance and a guaranteed long life against the corrosion.

## MATERIALS

- ANSI 316 (basic version)
- Duplex or Super Duplex
- Hastelloy C<sup>®</sup> 276
- Incoloy<sup>®</sup> 825
- Titanium et
- Other alloys based on NORSOK/NACE requirements



# CN MAG-MS API 685

Radially split, multistage, between-bearings pumps heavy duty BB5 to API 685 STD 2nd Ed.

## OPERATING DATA

- Q (m<sup>3</sup>/h): 1000
- H (m): 2200
- Press. Syst (bar): 150
- T (C°): 400

## DESIGN FEATURES

Meeting and exceeding API STD 685 2nd Ed.

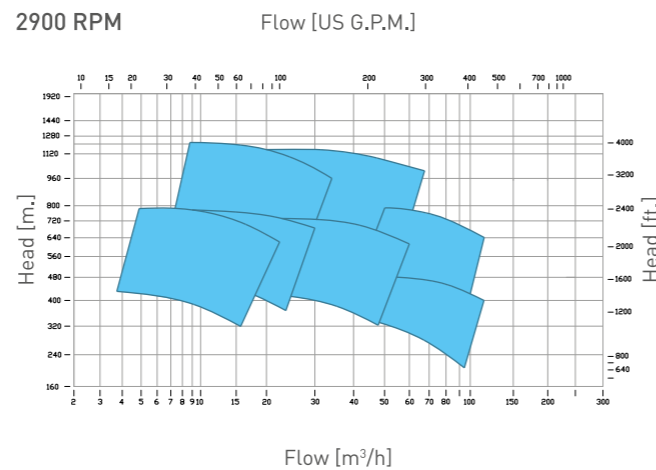
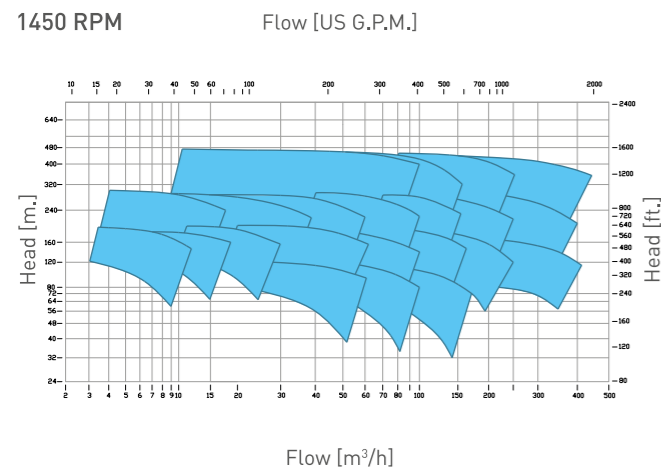
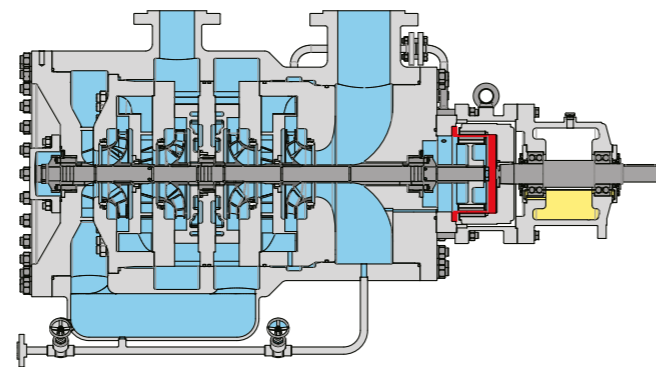

Radially split, multistage, between bearings pumps, heavy duty design BB5.

Single or double rear containment shell (in Hastelloy C®, Titanium Grade 5 or Hybrid - patented).

Secondary control/containment on demand according to API STD 685 2nd Ed.

## MATERIALS

- ANSI 316 (basic version)
- Duplex or Super Duplex
- Hastelloy C® 276
- Incoloy® 825
- Titanium et
- Other alloys based on NORSOK/NACE requirements



# WN MAG-M API 685

Between bearings radially split, single stage heavy duty BB2 to API 685 STD 2nd Ed.

## OPERATING DATA

- Q (m<sup>3</sup>/h): 4000
- H (m): 240
- Press. Syst (bar): 150
- T (C°): 400

## DESIGN FEATURES

Meeting and exceeding API STD 685 2nd Ed.

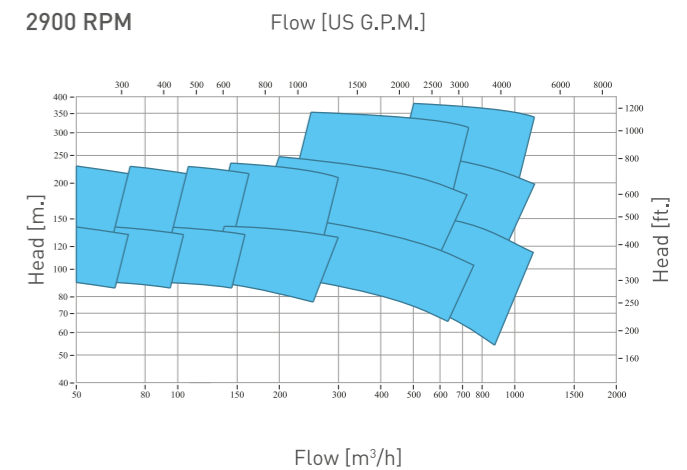
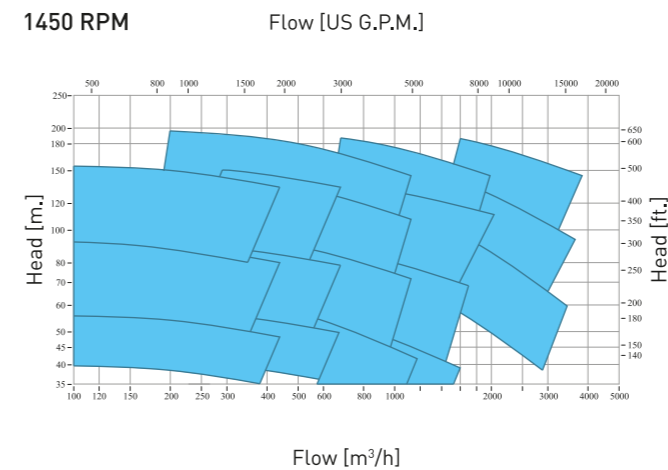
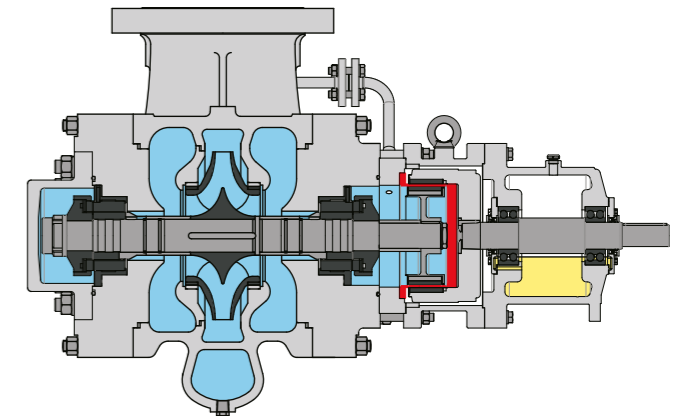

Between bearings radially split single stage heavy duty BB2.

Single or double rear containment shell (in Hastelloy C®, Titanium Grade 5 or Hybrid - patented).

Secondary control/containment on demand according to API STD 685 2nd Ed.

## MATERIALS

- ANSI 316 (basic version)
- Duplex or Super Duplex
- Hastelloy C® 276
- Incoloy® 825
- Titanium et
- Other alloys based on NORSOK/NACE requirements



# WN MAG-MS API 685

Between bearings radially split, double stage heavy duty BB2 to API 685 STD 2nd Ed.

## OPERATING DATA

• Q (m <sup>3</sup> /h):	4000
• H (m):	470
• Press. Syst (bar):	150
• T (C°):	400

## DESIGN FEATURES

Meeting and exceeding API STD 685 2nd Ed.

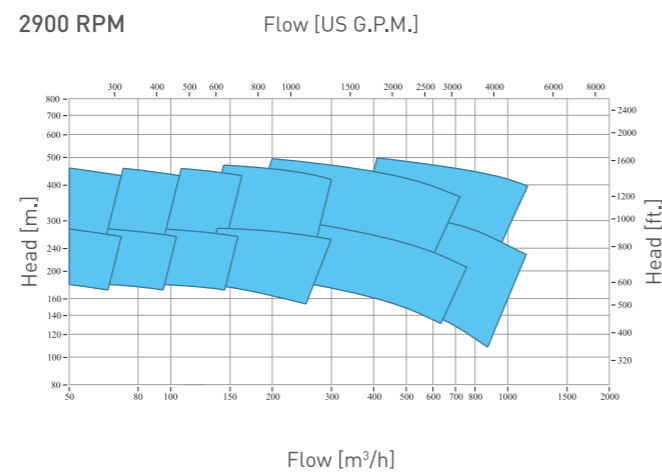
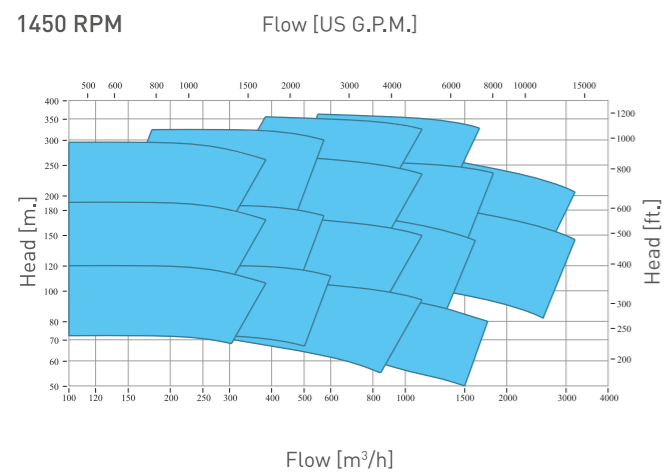
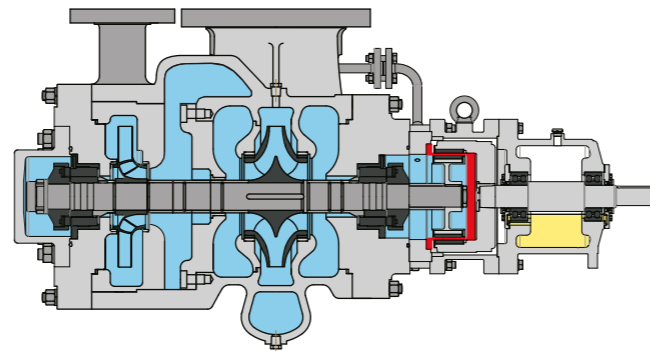

Between bearings radially split double stage heavy duty BB2.

Single or double rear containment shell (in Hastelloy C®, Titanium Grade 5 or Hybrid - patented).

Secondary control/containment on demand according to API STD 685 2nd Ed.

## MATERIALS

- ANSI 316 (basic version)
- Duplex or Super Duplex
- Hastelloy C® 276
- Incoloy® 825
- Titanium et
- Other alloys based on NORSOK/NACE requirements



# MECHANICAL SEAL PUMPS

CN SEAL-M ISO 2858	30
CN SEAL-M API 610	31
CPE SEAL M	32
CL SEAL-M ISO 2858	33
CN SEAL-MV API 610	34
CNV SEAL-M API 610	35
CN SEAL-MS API 610	36
WN SEAL-M API 610	37
WN SEAL-MS API 610	38

# CONTENTS

# CN SEAL-M ISO 2858

Centrifugal, single stage, metallic pumps according to ISO 2858 - 5199.

Mechanical seal chamber according to uni 3069

## OPERATING DATA

• Q (m <sup>3</sup> /h):	1000
• H (m):	225
• Press. Syst (bar):	16
• T (C°):	200

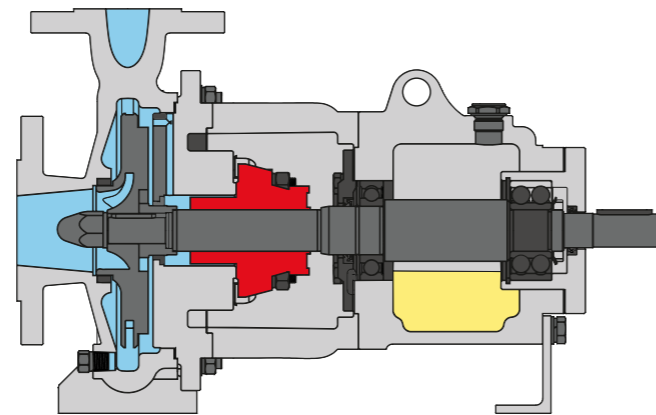

## DESIGN FEATURES

Standard mechanical seal flushing with internal recirculation from pressure side to seal chamber.

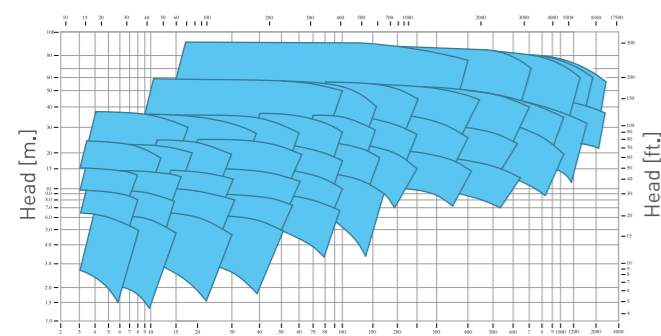
Possibility to insert many.

## MATERIALS

- ANSI 316 (basic version)
- Duplex or Super Duplex
- Hastelloy C<sup>®</sup> 276
- Incoloy<sup>®</sup> 825
- Titanium et
- Other alloys based on NORSOK/NACE requirements




1450 RPM Flow [US G.P.M.]



Flow [m<sup>3</sup>/h]

2900 RPM Flow [US G.P.M.]



Flow [m<sup>3</sup>/h]

# CN SEAL-M API 610

Horizontal, single stage, radially split centerline heavy duty OH2 to API 610 STD 11th Ed.

## OPERATING DATA

• Q (m <sup>3</sup> /h):	4000
• H (m):	2400
• Press. Syst (bar):	50
• T (C°):	400

## DESIGN FEATURES

Meeting and exceeding API STD 610 11th Ed.

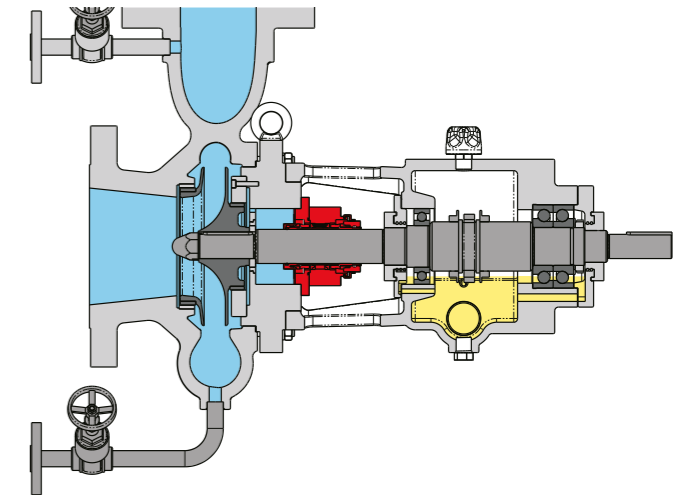

Horizontal, single stage, radial-split, heavy duty design OH2.

Back pull out.

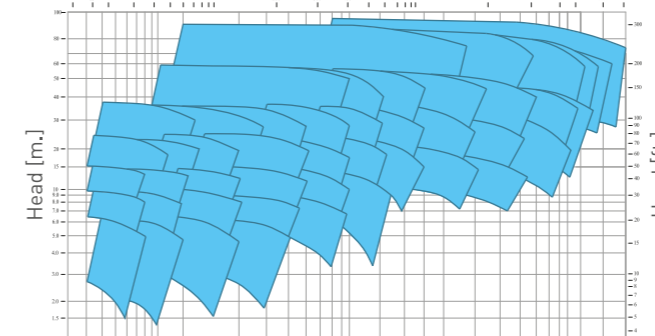
Possible updating to api 685 without disassembling pump from process connections.

## MATERIALS

- ANSI 316 (basic version)
- Duplex or Super Duplex
- Hastelloy C<sup>®</sup> 276
- Incoloy<sup>®</sup> 825
- Titanium et
- Other alloys based on NORSOK/NACE requirements

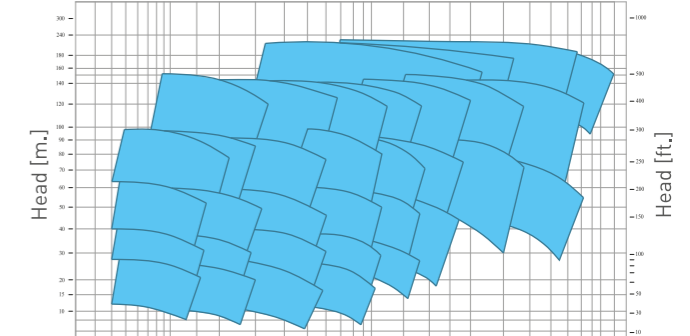


1450 RPM Flow [US G.P.M.]



Flow [m<sup>3</sup>/h]

2900 RPM Flow [US G.P.M.]



Flow [m<sup>3</sup>/h]



# CPE SEAL-M

Low flow Centrifugal process pumps according to API 610 - XI edition Norms

## OPERATING DATA

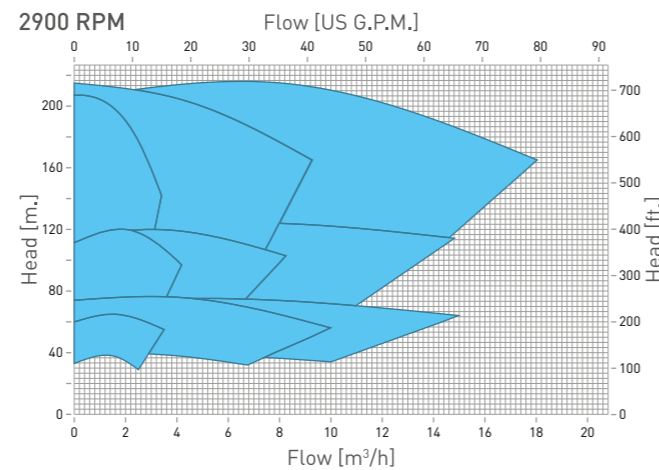
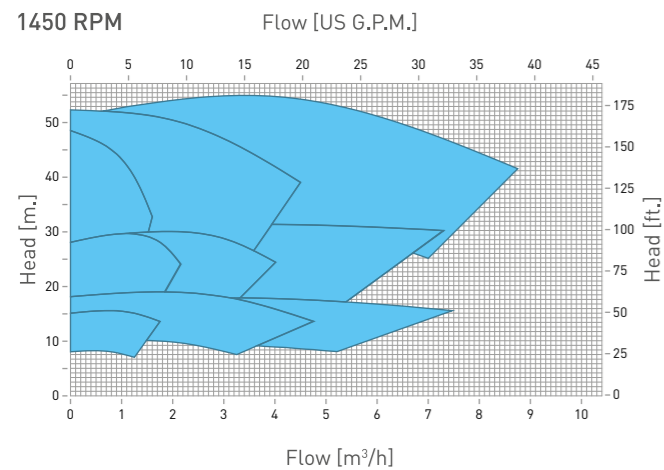
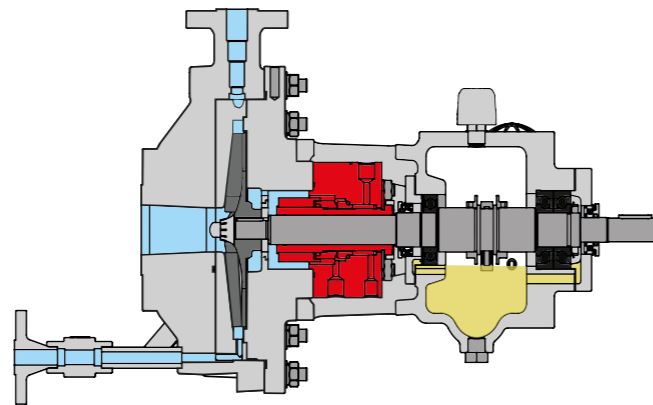
- Q (m<sup>3</sup>/h): 22
- H (m): 250
- Press. Syst (bar): 50
- T (C°): -120/350

## DESIGN FEATURES

OH2 Heavy duty mounting feet accept ISO 13709/API-610 nozzle loads and maintain pump alignment under hard conditions.

## MATERIALS

- Hastelloy C<sup>®</sup> 276
- Incoloy<sup>®</sup> 825
- Duplex
- Titanium
- Carbon Steel
- Stainless Steel



# CL SEAL-M ISO 2858

Centrifugal, single stage, lined, according to ISO 2858 - 5199.

## OPERATING DATA

- Q (m<sup>3</sup>/h): 340
- H (m): 86
- Press. Syst (bar): 16
- T (C°): 120

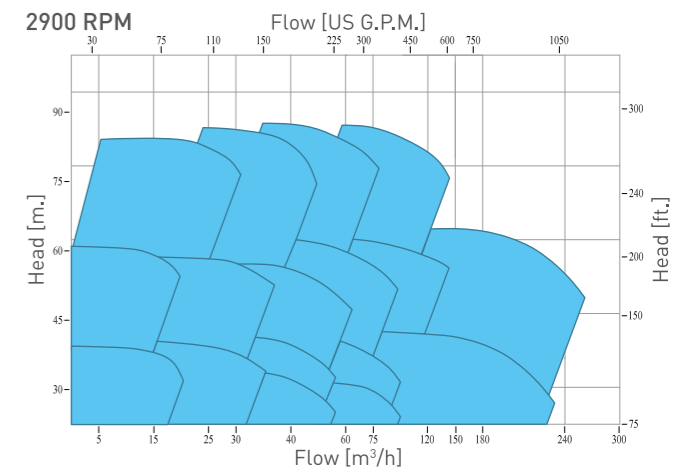
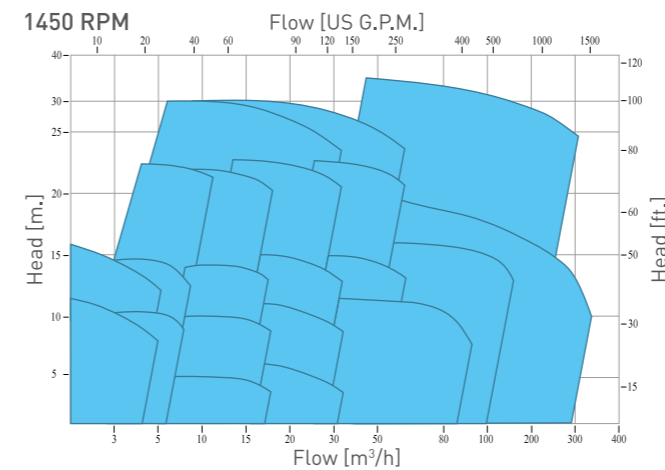
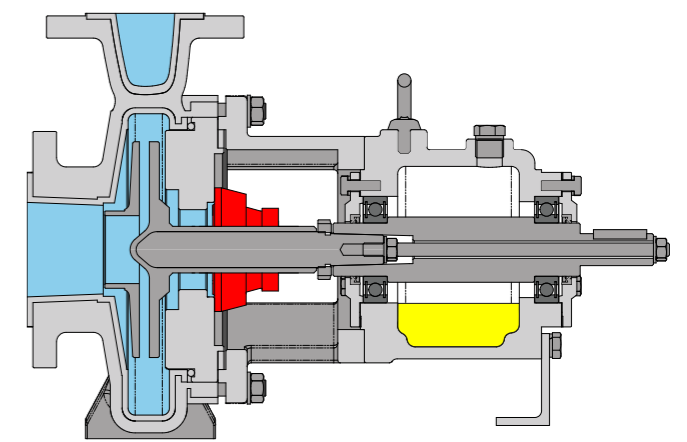

## DESIGN FEATURES

A high thickness PFA lined coating made by transfer molding ensure exceptional corrosion resistance.

Robust cast iron (ASTM A395) casings absorbs pipework forces and eliminates need for expansion joint.

## MATERIALS

- ANSI 316 (basic version)
- Duplex or Super Duplex
- Hastelloy C<sup>®</sup> 276
- Incoloy<sup>®</sup> 825
- Titanium et
- Other alloys based on NORSOK/NACE requirements



# CN SEAL-MV API 610

Vertical, in-line, single-stage overhung pumps with separate bearing brackets OH3 to API 610 STD 11th Ed.

## OPERATING DATA

- Q (m<sup>3</sup>/h): 4000
- H (m): 350
- Press. Syst (bar): 50
- T (C°): 400

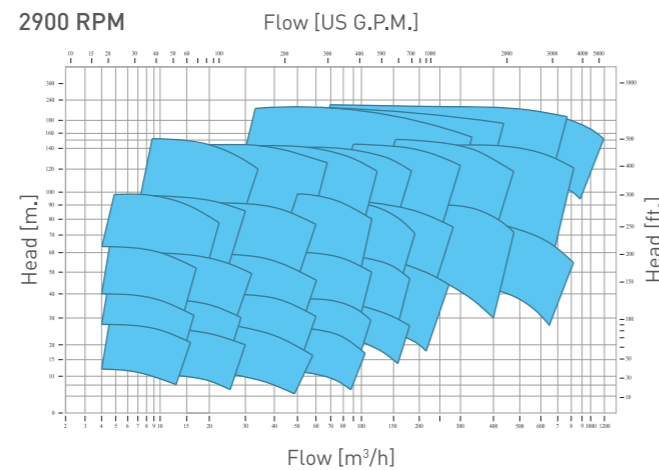
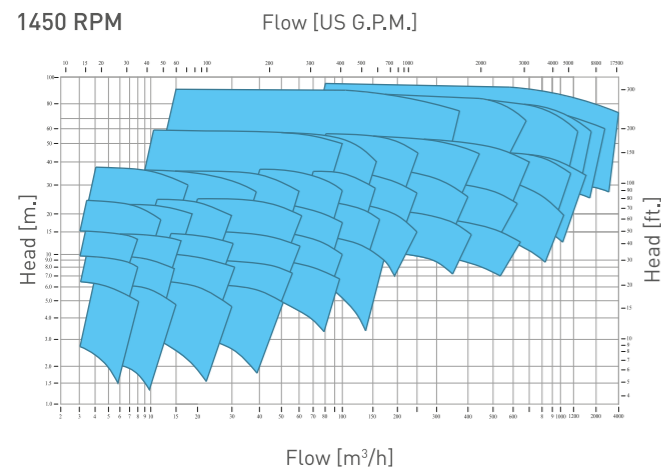
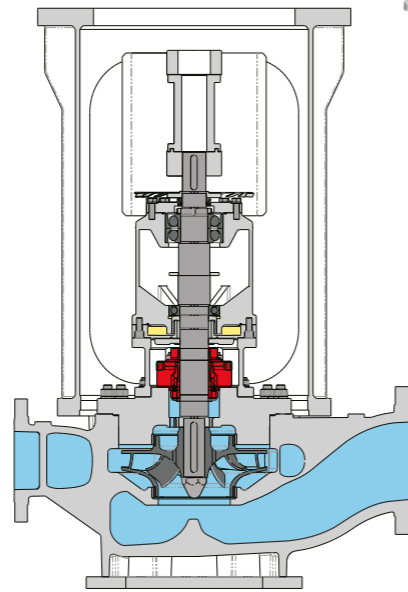
## DESIGN FEATURES

Meeting and exceeding API STD 610 11th Ed.

Vertical, in-line, single-stage overhung pumps with separate bearing brackets OH3.

## MATERIALS

- ANSI 316 (basic version)
- Duplex or Super Duplex
- Hastelloy C<sup>®</sup> 276
- Incoloy<sup>®</sup> 825
- Titanium et
- Other alloys based on NORSOK/NACE requirements



# CNV SEAL-M API 610

Vertical suspended, single-casing, volute, line-shaft-driven sump pumps heavy duty VS4 to API 610 STD 11 Ed.

## OPERATING DATA

- Q (m<sup>3</sup>/h): 600
- H (m): 220
- Press. Syst (bar): 25
- T (C°): 300

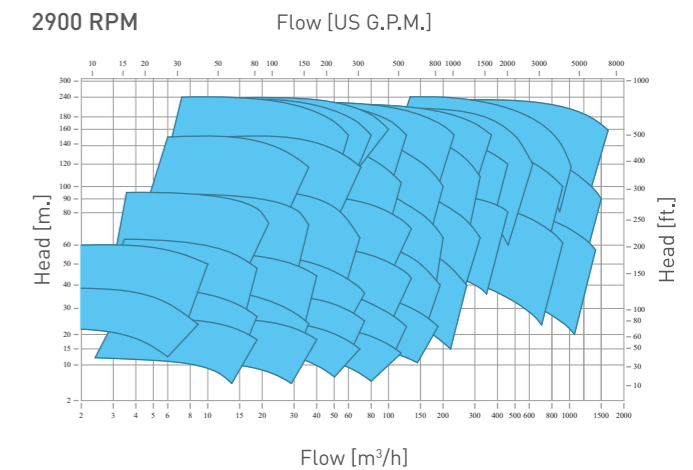
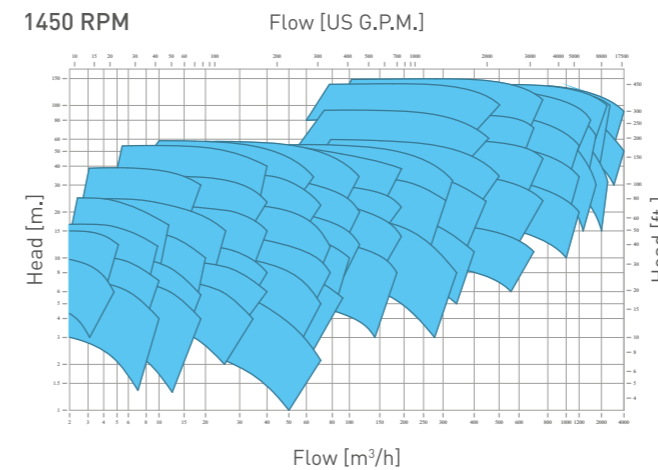

## DESIGN FEATURES

Meeting and exceeding API STD 685 2nd Ed.

Vertically suspended, single-casing, volute, line-shaf-driven sump pump, heavy duty design VS4 Shaft length up to 7 meters.

## MATERIALS

- ANSI 316 (basic version)
- Duplex or Super Duplex
- Hastelloy C<sup>®</sup> 276
- Incoloy<sup>®</sup> 825
- Titanium et
- Other alloys based on NORSOK/NACE requirements



# CN SEAL-MS API 610

Radially split, multistage, between-bearings pumps heavy duty BB5 to API 610 STD 11nd Ed.

## OPERATING DATA

- Q (m<sup>3</sup>/h): 1000
- H (m): 2200
- Press. Syst (bar): 150
- T (C°): 400

## DESIGN FEATURES

Meeting and exceeding API STD 610 11nd Ed.

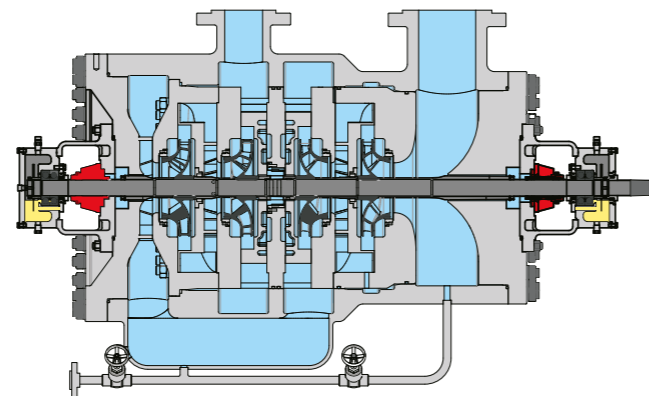

Radially split, multistage, between bearings pumps, heavy duty design BB5.

Back pull out.

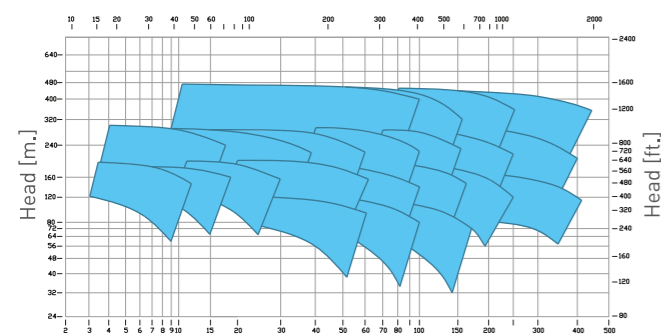
Possible upgrading to API 685 without disassembling pump from process connections.

## MATERIALS

- ANSI 316 (basic version)
- Duplex or Super Duplex
- Hastelloy C<sup>®</sup> 276
- Incoloy<sup>®</sup> 825
- Titanium et
- Other alloys based on NORSOK/NACE requirements




1450 RPM Flow [US G.P.M.]



Flow [m<sup>3</sup>/h]

2900 RPM Flow [US G.P.M.]



Flow [m<sup>3</sup>/h]

# WN SEAL-M API 610

Between bearings radially split, single stage heavy duty BB2 to API 610 STD 11th Ed.

## OPERATING DATA

- Q (m<sup>3</sup>/h): 4000
- H (m): 240
- Press. Syst (bar): 150
- T (C°): 400

## DESIGN FEATURES

Meeting and exceeding API STD 610 11th Ed.

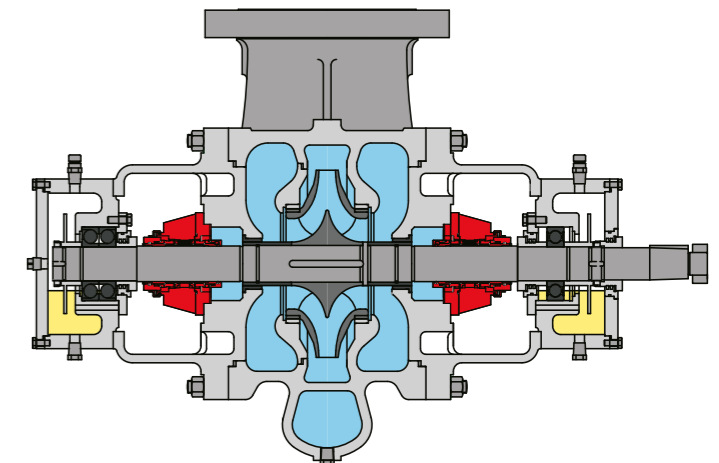

Between bearings radially split single stage heavy duty BB2.

Back pull out.


Possible upgrading to API 685 without disassembling pump from process connections.

## MATERIALS

- ANSI 316 (basic version)
- Duplex or Super Duplex
- Hastelloy C<sup>®</sup> 276
- Incoloy<sup>®</sup> 825
- Titanium et
- Other alloys based on NORSOK/NACE requirements

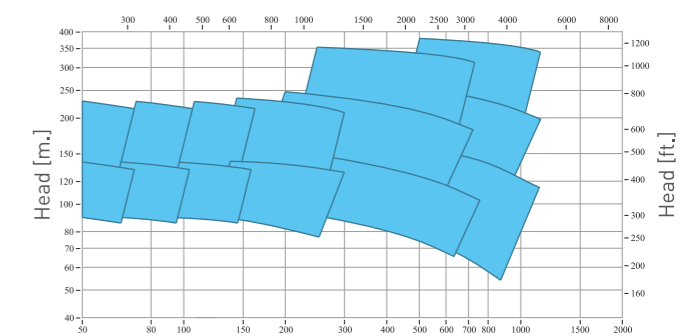


1450 RPM Flow [US G.P.M.]



Flow [m<sup>3</sup>/h]

2900 RPM Flow [US G.P.M.]



Flow [m<sup>3</sup>/h]

# WN SEAL-MS API 610

Between bearings radially split, double stage heavy duty BB2 to API 685 STD 11th Ed.

## OPERATING DATA

- Q (m<sup>3</sup>/h): 4000
- H (m): 470
- Press. Syst (bar): 150
- T (C°): 400

## DESIGN FEATURES

Meeting and exceeding API STD 610 11th Ed.

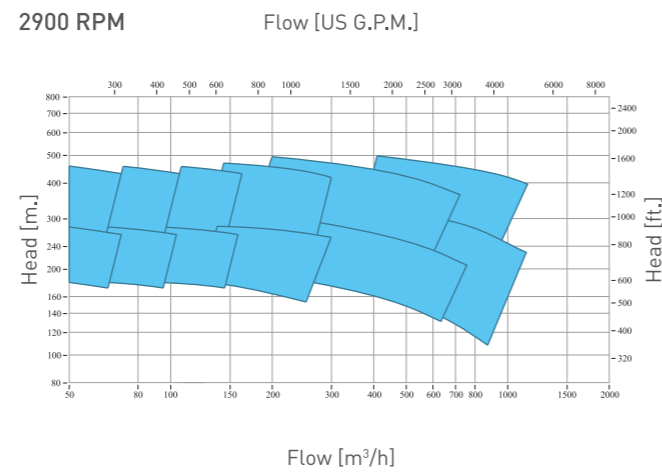
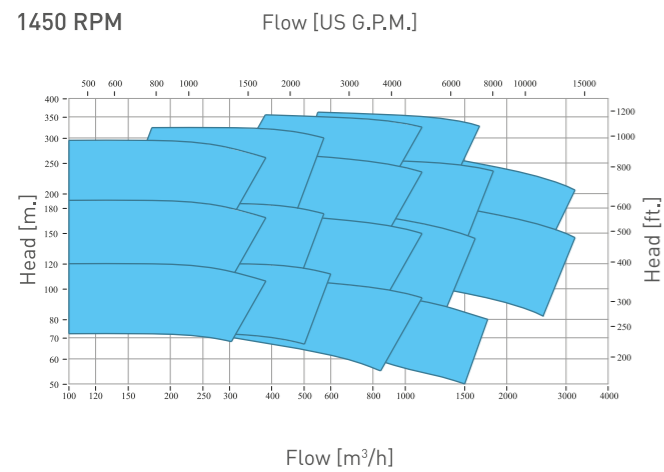
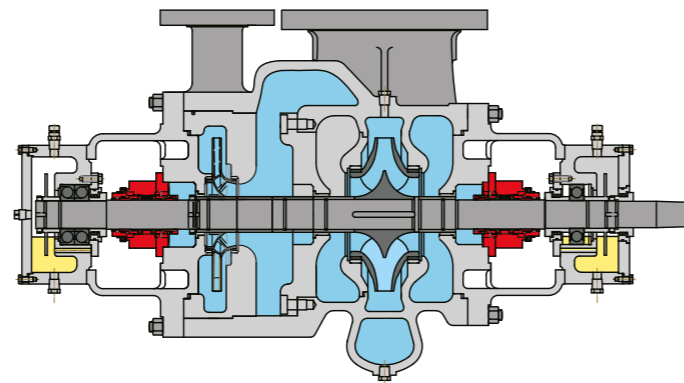

Between bearings radially split, double stage heavy duty BB2.

Black pull out.

Possible upgrading to API 685 without disassembling pump from process connections.

## MATERIALS

- ANSI 316 (basic version)
- Duplex or Super Duplex
- Hastelloy C<sup>®</sup> 276
- Incoloy<sup>®</sup> 825
- Titanium et
- Other alloys based on NORSOK/NACE requirements



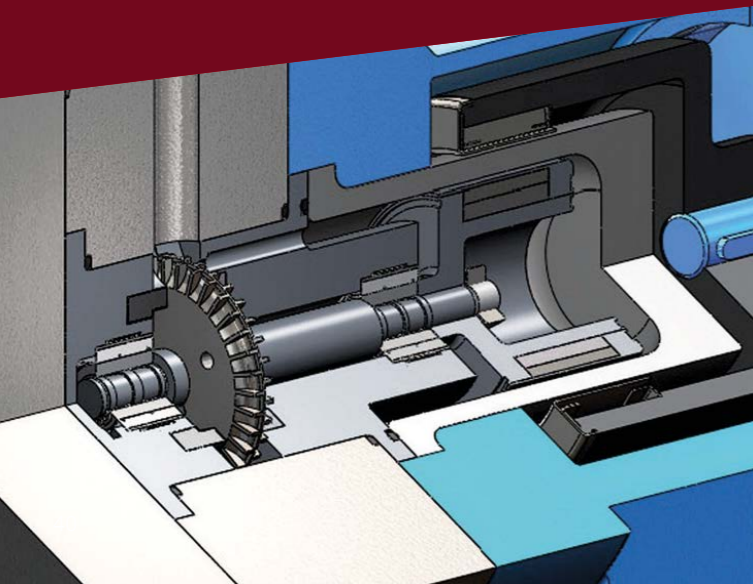
# SPECIAL PUMPS

With almost 40-year experience in designing magnetic driven pumps for industrial demanding application, we have the ability to supply bespoke units.

All pumps are designed following the most rigorous methods of calculation, and, thanks to the FEM system specific analysis are carried out to simulate actual process conditions.

Special pumps are divided into five main categories:

- High system pressure (up to 1500 bar g)
- High design temperature (400°C)
- Low design temperature (liquid CO<sub>2</sub> cryogenic application)
- Solid content
- Jacketing
- Exotic materials such as: Hastelloy C<sup>®</sup> 276, Titanium, Monel<sup>®</sup>



## HIGH TEMPERATURE APPLICATIONS

- First level with operating temperature up to 250°C
- Second with operating temperature up to 350°C
- Third level above 350°C

## HIGH SYSTEM PRESSURE APPLICATIONS

With solution both for positive displacement and centrifugal pumps, and pressure rating ranging from # 300, # 600, # 900, # 1500, # 2500 ANSI # 2500 rating

## COMBINATION OF HIGH TEMPERATURE & HIGH PRESSURE

We successfully supplied pumps operating @ 270°C that were hydraulically tested @ 750 bar g.

## LOW TEMPERATURE APPLICATIONS

Pumps with special construction are suitable to work with chemicals as low as - 120°C pumping temperature.

## SPECIAL MATERIALS

Exotic materials (meeting NACE and NORSOK requirements such as Duplex Steel, Hastelloy C<sup>®</sup> 276, Titanium etc. and various type of jacketing are available too



### T MAG-XPM SERIES

High System Pressure Peripheral Pump

Flow up to 9 m<sup>3</sup>/h  
Head up to 90 m  
System Pressure up to 1500 bar



### CN MAG-M SERIES

Process centrifugal pumps with Hybrid Rear Containment Shell and inducer for critical NPSH available—as low as 1,5 meters



### SC MAG-M SERIES

Special jacketing on head and bracket to handle supercritical chemicals


Mag drive side channel pump with cooling jacketing and brackets specifically designed for pumping Hydrogen Peroxide.

# M PUMPS RANGE

## CENTRIFUGAL PUMPS

State of the art centrifugal pumps from the simplest to the most demanding industrial process application. Suitable for transfer, unloading, circulation and many other applications. High efficiency, long life and low cost maintenance. Meeting several international standards (ISO/ DIN/ANSI/API) and available in both magnetic drive (sealless) and traditional mechanical seal.


- Flow up to 4000 m<sup>3</sup>/h
- Head up to 2200 m
- System pressure from vacuum up to 1500 bar
- Temperature from -150°C up to +400°C
- No heat exchanger required up to +350°C



## REGENERATIVE TURBINE PUMPS

Low to medium flows, pulsation free, suitable where high pressure is required. Perfect solution where traditional centrifugal pumps are not suitable (used instead of a multistage pumps).


- Flow up to 24 m<sup>3</sup>/h
- Head up to 800 m
- System pressure from vacuum up to 1500 bar
- Temperature from -150°C up to +400°C
- No heat exchanger required up to +350°C



## SIDE CHANNEL PUMPS

316 stainless steel (or better) multi-stage barrel construction. Ideal to pump liquefied gasses and liquids under vapor pressure like condensate, refrigerant, boiler feed water or LPG (up to 50% gas content).

- From low to medium flows
- Best choice for truck unloading and natural gas handling.
- Low NPSHr 0,5 m.
- Self priming up to 5 m.
- Flow up to 40 m<sup>3</sup>/h
- Delivery Head up to 450 m
- System pressure up to 50 bar
- Temperature from -90°C up to +250°C



## VOLUMETRIC PUMPS

SLIDING VANE PUMPS


- Flow rates up to 3000 l/h, discharge pressure up to 48 bar g.
- Suitable for viscosities from 1 to 1000 cP
- Pulsation free dosing/sampling/transfer pumps

EXTERNAL GEAR PUMPS

- Flow rates up to 80 m<sup>3</sup>/h, discharge pressure up to 30 bar g.
- Suitable for lubricating media up to 25000 cP
- Temperature up to +200°C

HOLLOW DISC

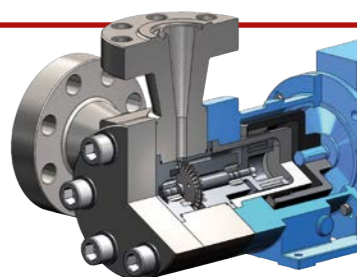
- Flow rates up to 38 m<sup>3</sup>/h, discharge pressure up to 5 bar g
- Viscosities up to 10000 cP



## SPECIAL PUMPS

M PUMPS is able to design and manufacture bespoke pumps for the most demanding applications:

- High system pressure (up to 1500 bar g)
- High design temperature (400°C)
- Low design temperature (liquid CO<sub>2</sub> cryogenic application)
- Solid content
- Jacketing
- Exotic materials such as: Hastelloy C<sup>®</sup> 276, Titanium, Monel<sup>®</sup>



All above parameter are indicative and not associated.

# REFERENCE LIST

YEAR	END USER/EPC CONTRACTOR	PLANT TYPE PROJECT NAME	PLANT TYPE	COUNTRY
2017	SABIC, KSA	Port of Al-Jubail Terminal Project, KSA	Toluene diisocyanate, Methylene diphenyl diisocyanate and Acetonitrile).	China
2017	Lundin Petroleum	Edvar Greig Field	Crude oil Booster pumps	Norway
2017	Lundin Petroleum	Edvar Greig Field	Water Injection Booster pumps	Norway
2017	Lundin Petroleum	Edvar Greig Field	Heating Medium Circulation Pumps	Norway
2017	Lundin Petroleum	Edvar Greig Field	Secondary Heating Medium Circulation Pumps	Norway
2017	Lundin Petroleum	Edvar Greig Field	Primary Produced Water Transfer Pumps	Norway
2017	Lundin Petroleum	Edvar Greig Field	Hot Seawater Pumps	Norway
2017	UK governative agency	CO2 capture and storage project	Supercritical CO2	UK
2017	Russian company	Pressure pipe testing for oil and gas	Hydraulic oil	Russia
2016	Johan Svendrum	Statoil, offshore	Cooling medium	Offshore
2016	Johan Svendrum	Statoil, offshore	Sea Water	Offshore
2018	ENI- Gela	Raffineria ENI	hydrocarbons	Italy
2018	Lorestan Petrochemical	Lorestan Province	Centrifugal fluid for petrolchemical plant	Iran
2018	Lorestan Petrochemical	Lorestan Province	Volumetric fluid for petrolchemical plant	Iran

# CERTIFICATIONS



ISO 9001:2015



UKAS



## THE DRIVING FORCE IN MAGNETIC SEALLESS PUMPS TECHNOLOGY

Since its foundation in 1978, M Pumps has been the driving force in the design and development in magnetic driven sealless pumps technology. Our unparalleled expertise and unrelenting passion have created a new paradigm in the application of magnetic sealless pumps in the process industry.

Energy Saving, Environmental Friendly, Safety, Performance, Operation reliability, Total Cost of Ownership and pumps system simplification are now available with one supplier only:

M Pumps advanced magnetic sealless pumps and pump systems.

M Pumps with its wide portfolio of products incorporates over 26 designs and 350 basic models allow our engineering department to select the right pump for your exact process requirement. Pre-engineered pumps, highly engineered and special purpose pumps and systems can be tailor-made to meet any demanding operating parameters as required by today's complex processes.

## ALL PUMPS MANUFACTURED BY M PUMPS ARE DESIGNED IN FULL ACCORDANCE WITH EXISTING INTERNATIONAL STANDARDS.

- ISO 2858:75, ISO 5199:2002, ISO 1940-1:2007, ISO 3069:2000 certifications ensures compliance with highest quality standards.
- ISO 281-1:2007, ISO 3274:1998, ISO 3661:2011, ISO 7005-1:2011 certifications proves M PUMPS absolute care to the environment.

**M Pumps Process S.r.l.**

Head Office  
Via Milite Ignoto, 51 - 45019 Taglio Di Po (Ro)

Plant and Mechanical Workshop  
Via Dell'Artigianato, 120 - 45015 Corbola (Ro)

Phone: +39 0426 346304  
Fax: +39 0426 349126

info@mpumps.it  
www.mpumps.it

**M Pumps Industry d.o.o.**

Letališka cesta 32J, Ljubijana, (Slovenia)

Phone: +386 59 33 9999

miha@mpumpsindustry.com

**M Pumps Asia Pacific Pte Ltd**

18, Kaki Bukit Road 3, #04-12, Entrepreneur  
Business Centre, Singapore 415978

Phone: +65 6316 1339  
Fax: +65 6316 2278

www.mpumps.cn

**M Pumps Corp. Ltd**

414 West Phillips, Suite, 100 Conroe - TX - 77301

Phone: +1 540-776-8500  
Fax: +1 253-484-4155

USA Toll Free Number: 877-829-2122

info@mpumpscorp.com  
www.mpumpscorp.com



A unit of  
**Mischiatti**  
GROUP

